




# JOURDAIN


N°1 MONDIAL DU TUBULAIRE BOVIN



## PREMIUM

### PREMIUM CONTENTION RANGE EXTRACT

September 2024



[WWW.JOURDAIN-GROUP.COM](http://WWW.JOURDAIN-GROUP.COM)




# CATTLE CONTENTION

With our PREMIUM contention range, restraint pens, races, Corral handling can be created.

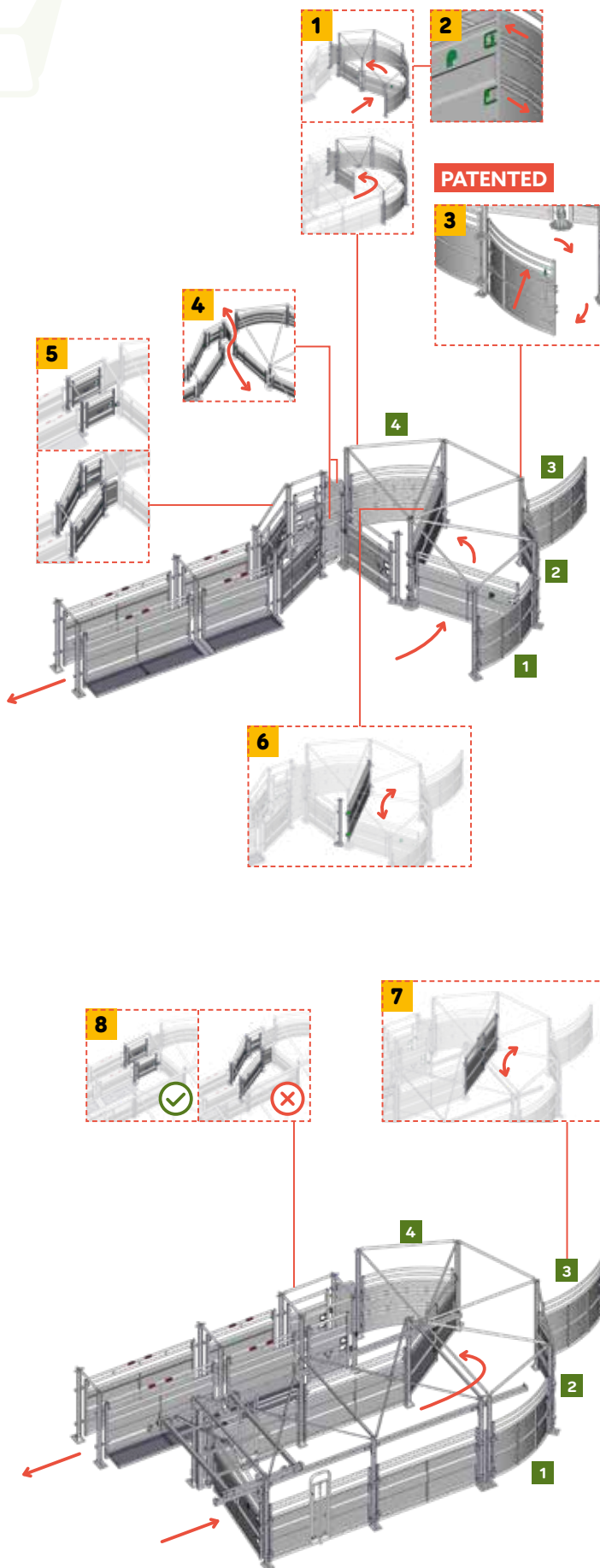
Animals can be handled smoothly in maximum safety; access to working areas can be provided with gates to simplify man passages.

With this range we wanted to respond as well as possible to our farmers' needs.



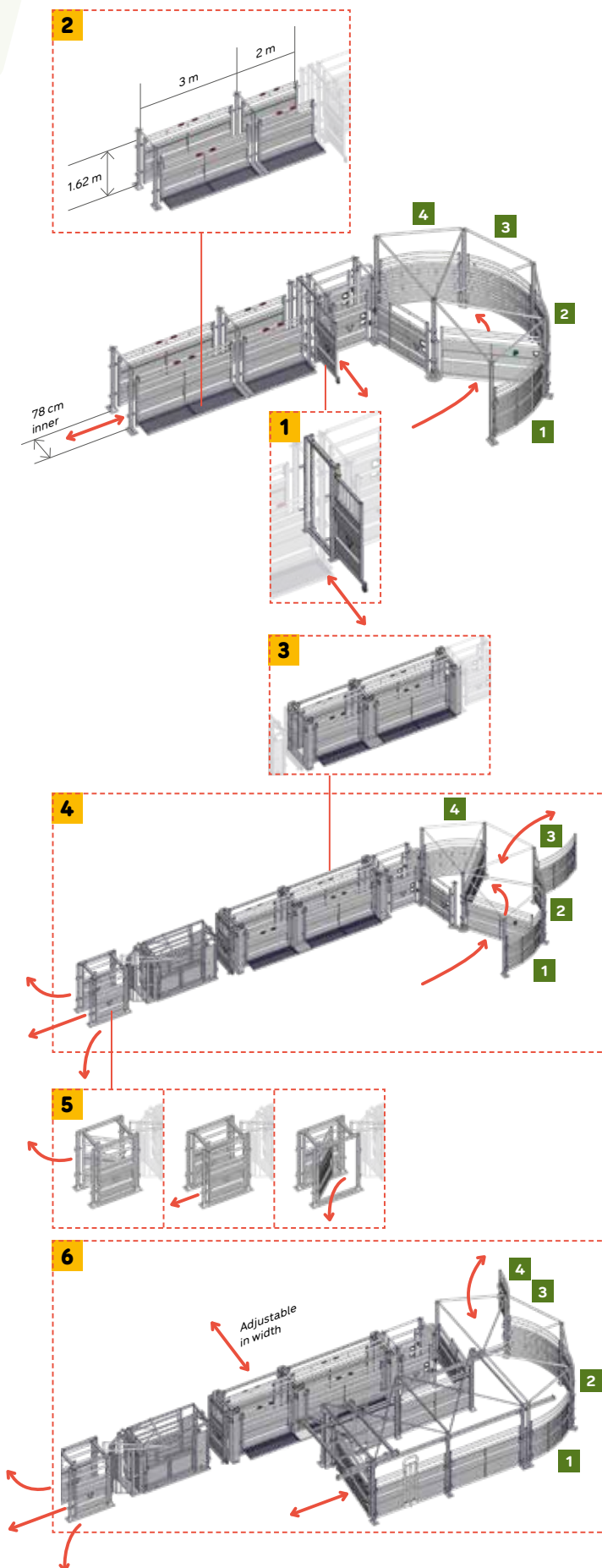
**IN GENERAL, CATTLE ARRIVE FROM THEIR HOLDING AREAS OR FROM EXTERNAL UNLOADING AND ARE THEN LED SAFELY ALONG A CATTLE CROWD GATE FOLLOWED BY A HALF-CORRAL. THEY ARE THEN LED EITHER TOWARDS A LOADING DOCK OR TO A CONTENTION HANDLING RACE WHICH WILL BE EQUIPPED WITH A CATTLE CRUSH FOR HEALTH CARE AND WEIGHING WITH THE POSSIBILITY OF ADDING A SORTING GATE AT THE EXIT.**

# CONTENTION 1/2 CORRAL PANEL



- 1 THE PREMIUM HANDLING 1/2 CORRAL** can be installed alone or with a push lane.
- 2 1/2 CORRAL** with safety lock of the rotation barrier in clockwise or anti-clockwise operation.
- 3 1/2 CORRAL** with an opening portion by patented double autolock handle. **PATENTED**
- 4 OPENING METAL GATE** for safe farmer passage.
- 5 1/2 CORRAL EXIT,** allows selecting a Corral exit which is straight or curved.
- 6 DOUBLE LOOP OPTION FOR 1/2 CORRAL,** for a stop and allowing entry or exit by any portion of the 1/2 Corral.
- 7 DOUBLE LOOP OPTION FOR PUSH LANE,** for a stop and allowing entry or exit by portion No.3 or No.4 of the 1/2 Corral.
- 8 FOR A PUSH LANE,** to choose only a straight Corral exit.

# CONTENTION EXIT, CORRIDOR AND 3-WAY DOOR



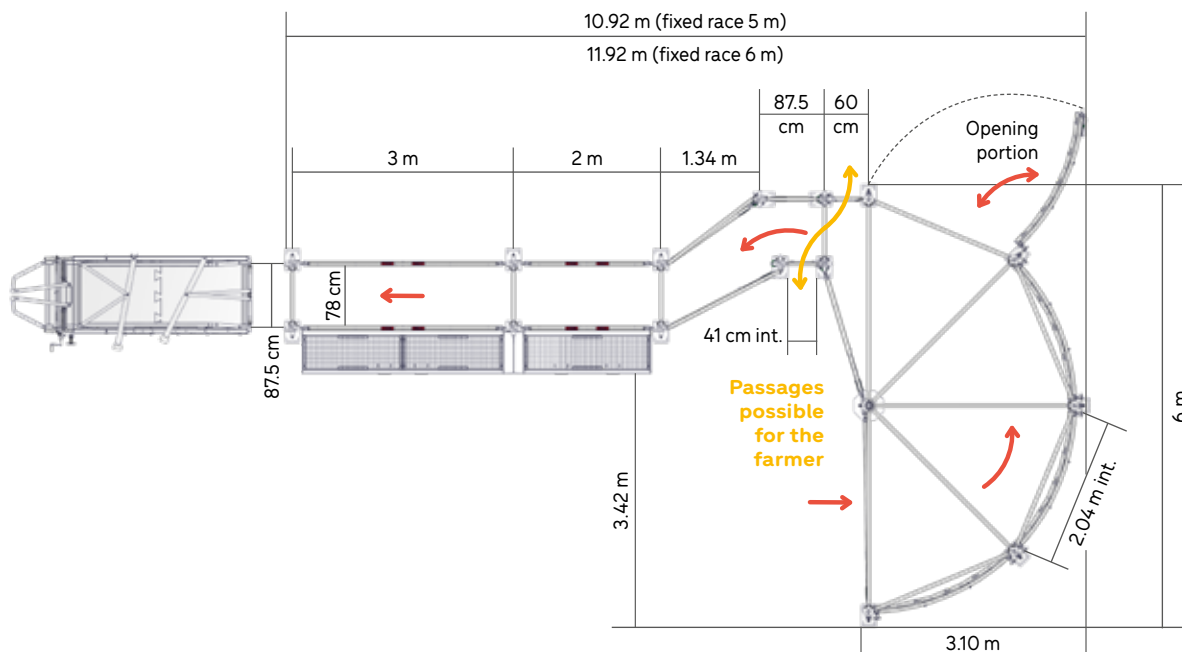
- 1 SECTIONAL DOOR**  
allowing walkways to be closed safely.
- 2 FIXED HANDLING CORRIDOR**  
with fixed sheeted barriers (2 or 3 m) and folding rail. Optional footplate for access in height.
- 3 HANDLING ADJUSTABLE CORRIDOR IN WIDTH**  
made of fixed sheeted barriers (2 or 3 m) with folding rails. Adjustable in width from 46 to 80 cm. Footplate on the work zone.
- 4 COMPLETE PREMIUM CONTENTION** with double loop and straight exit 1/2 Corral, adjustable corridor with cage and 3-way door.
- 5 3-WAY SORTING DOOR**  
with rope operated barriers to sort and direct the animals (left, right or forward). Barriers with springs to return to initial position.
- 6 COMPLETE PREMIUM CONTENTION** with push lane, loop and straight exit 1/2 Corral, adjustable corridor with cage and 3-way door.

## CONTENTION TYPE C1


**PREMIUM 1/2 anticlockwise Corral with round exit and fixed 5 m race.**

A portion of the 1/2 Corral opens with a **double AUTOLOCK handle. PATENTED**

**2 man passage sheeted gates** enable the farmer to pass quickly through the restraint handling race.



<b>CO3010</b> 1/2 PREMIUM Corral handling	992 kg
<b>CO3012</b> Chicane / Round exit for PREMIUM Corral handling	343 kg
<b>CO3160</b> Fixed race on platform L. 5 m V2	593 kg



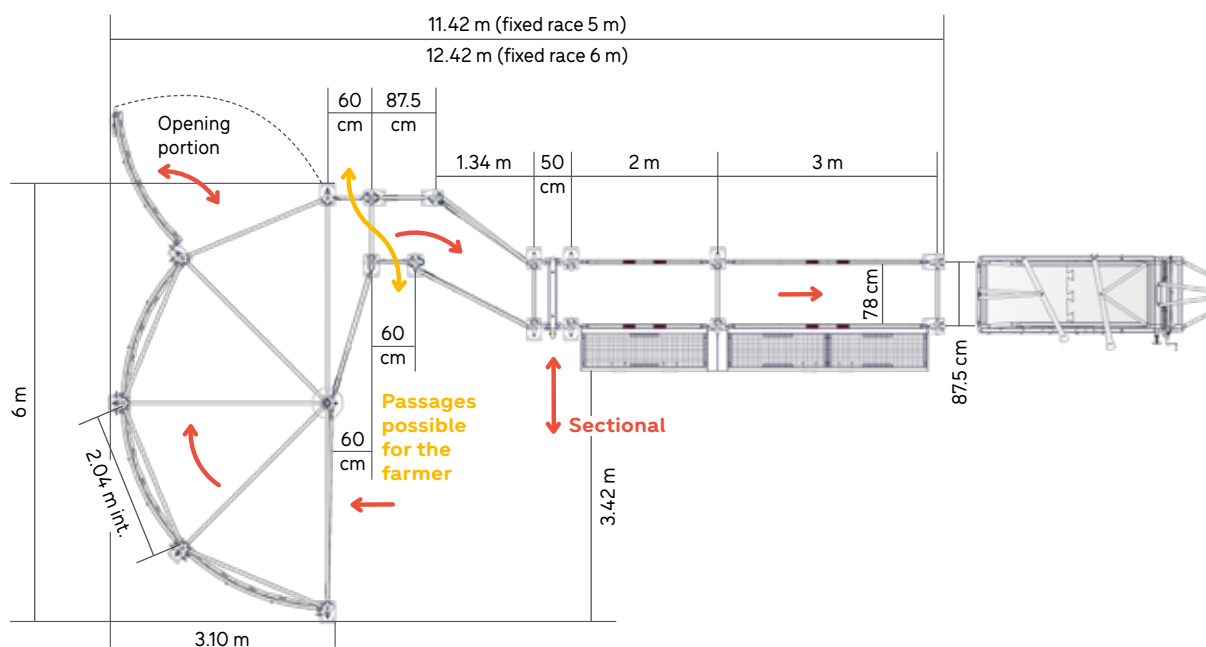
## CONTENTION TYPE C1

**PREMIUM clockwise 1/2 Corral with round exit, sectional gate and fixed 5 m race.**


A portion of the 1/2 Corral opens with a **double AUTOLOCK handle. PATENTED**

**2 man passage sheeted gates** enable the farmer to pass quickly through the restraint handling race.

**A sectional gate** enables the restraint handling race entrance to be closed to prevent animals from retreating and making it safe for the farmer to cross.



<b>CO3010</b> 1/2 PREMIUM Corral handling	992 kg
<b>CO3012</b> Chicane / Round exit for PREMIUM Corral handling	343 kg
<b>CO3132</b> Sectional gate on platform	103 kg
<b>CO3160</b> Fixed race on platform L. 5 m V2	593 kg
<b>2x CO9931</b> Contention foot plate post 1P OCTAGONAL 1D L. 2 m on foot plate V2	26 kg

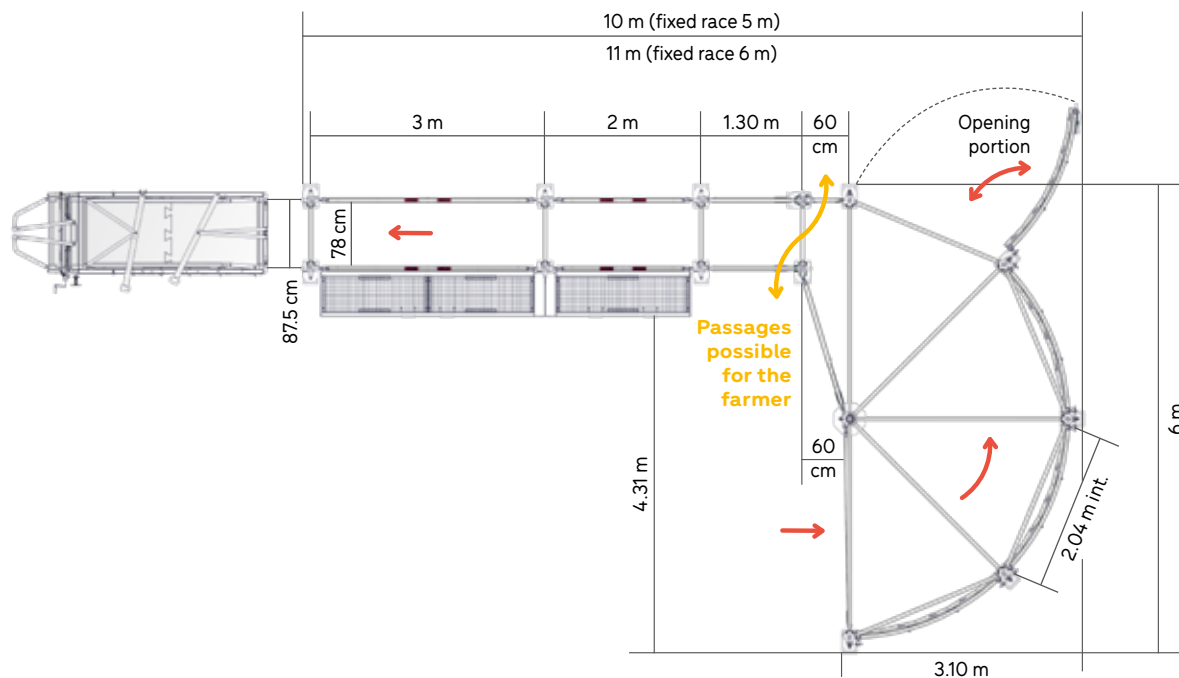


## ■ CONTENTION TYPE C2

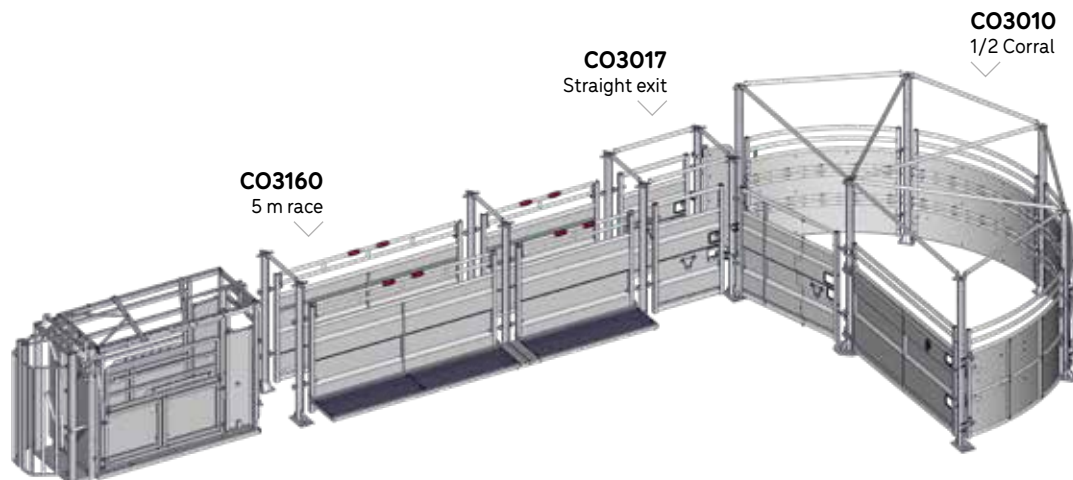
**PREMIUM anticlockwise 1/2 Corral with straght exit and fixed 5 m race.**

A portion of the 1/2 Corral opens with a **double AUTOLOCK handle. PATENTED**

**An AUTOLOCK opening barrier and a sheeted man passage gate** enable the farmer to pass quickly through the restraint handling race.



<b>CO3010</b> 1/2 PREMIUM Corral handling	992 kg
<b>CO3017</b> Straight exit 1.30 m for PREMIUM Corral handling	159 kg
<b>CO3160</b> Fixed race on platform L. 5 m V2	593 kg



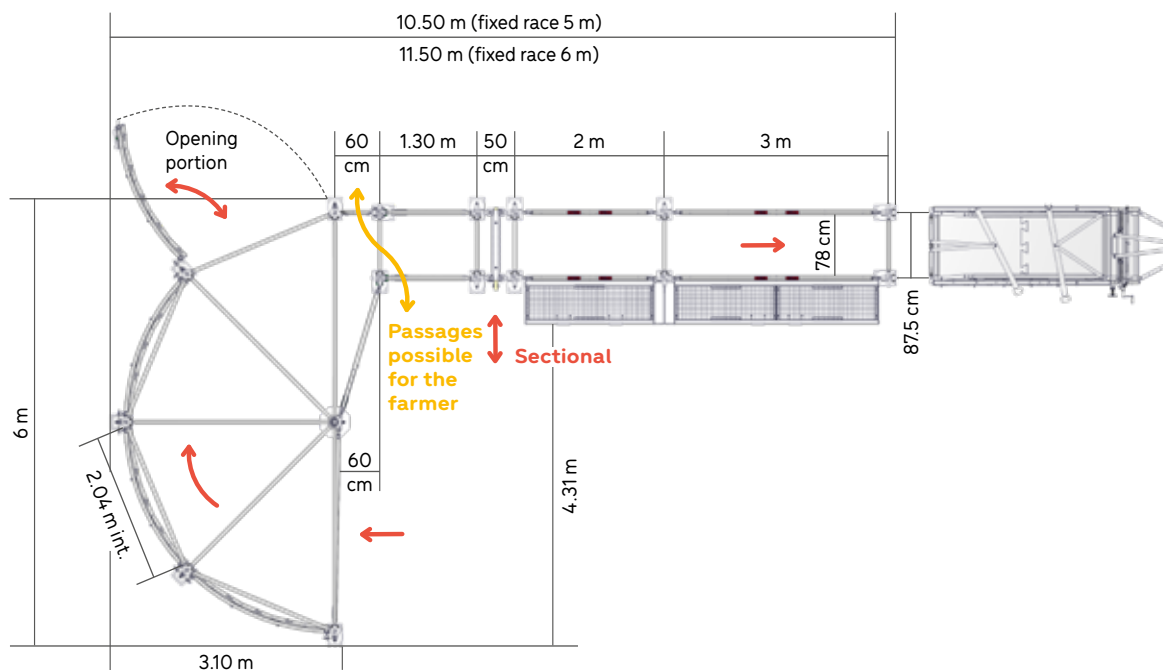
## CONTENTION TYPE C2.1

**PREMIUM clockwise 1/2 Corral with straight exit and fixed 5 m race.**

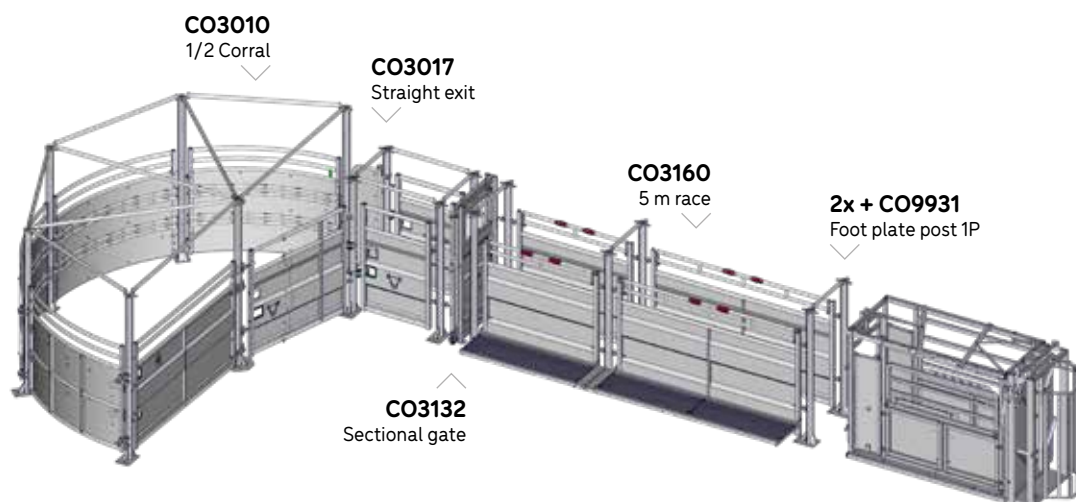
A portion of the 1/2 Corral opens with a **double AUTOLOCK handle. PATENTED**

**An AUTOLOCK opening barrier and a sheeted man passage gate** enable the farmer to pass quickly through the restraint handling race.

**A sectional gate** enables the restraint handling race entrance to be closed to prevent animals from retreating and making it safe for the farmer to cross.



<b>CO3010</b>	1/2 PREMIUM Corral handling	992 kg
<b>CO3017</b>	Straight exit 1.30 m for PREMIUM Corral handling	159 kg
<b>CO3132</b>	Sectional gate on platform	103 kg
<b>CO3160</b>	Fixed race on platform L. 5 m V2	593 kg
<b>2x CO9931</b>	Contention foot plate post 1P OCTAGONAL 1D L. 2 m on foot plate V2	26 kg



## CONTENTION TYPE C2.2

**PREMIUM anticlockwise 1/2 Corral with straight exit, sectional gate and fixed 5 m race.**

A portion of the 1/2 Corral opens with a **double AUTOLOCK handle. PATENTED**

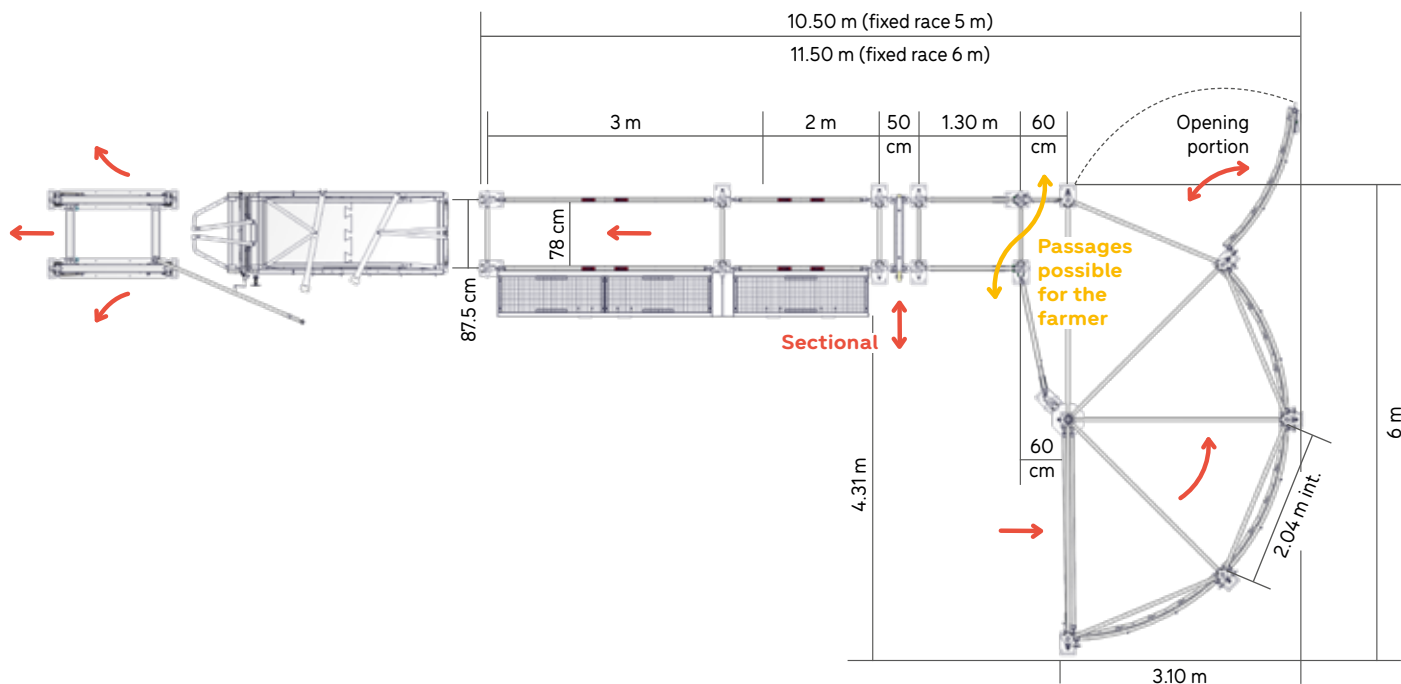
**An AUTOLOCK opening barrier and a sheeted man passage gate** enable the farmer to pass quickly through the restraint handling race.

**A sectional gate** enables the restraint handling race entrance to be closed to prevent animals from retreating and making it safe for the farmer to cross.

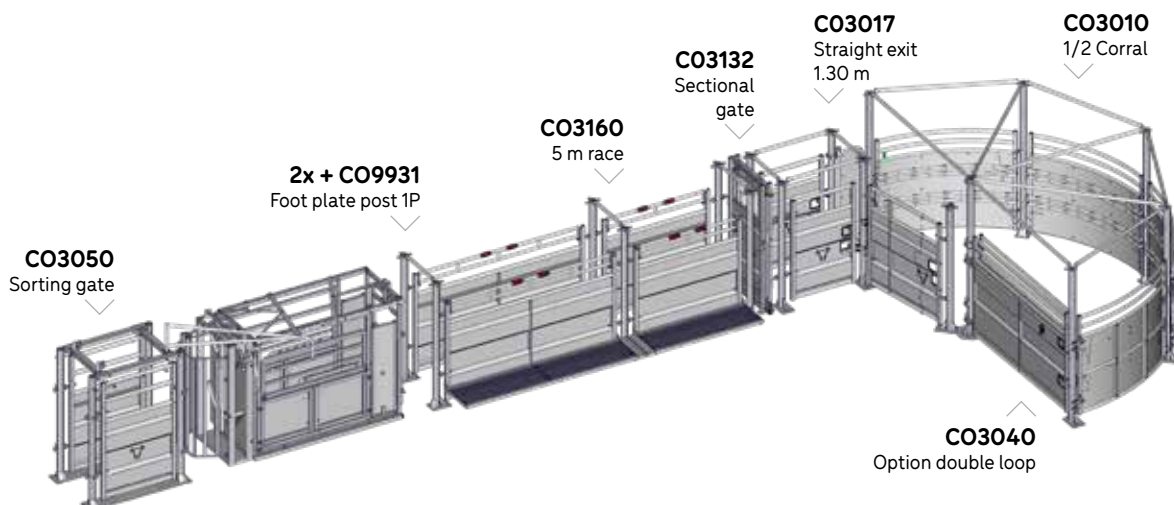
**A three-way gate with remote control** for actuating 2 fixed sheeted barriers with return spring.

A safe and simple solution for sorting animals along 3 directions: to left, to right or straight ahead.

The posts have welded clevises for fixing exit barriers.



<b>C03010</b> 1/2 PREMIUM Corral handling	992 kg
<b>C03040</b> Double loop option for 1/2 PREMIUM Corral	132 kg
<b>C03017</b> Straight exit 1.30 m for PREMIUM Corral handling	159 kg
<b>C03132</b> Sectional gate on platform	103 kg
<b>C03160</b> Fixed race on platform L. 5 m V2	593 kg
<b>2x C09931</b> OCTAGONAL contention foot plate post 1P 1D L. 2 m on foot plate V2	26 kg
<b>C03050</b> Sorting gate	307 kg



## CONTENTION TYPE C2.3

**PREMIUM clockwise 1/2 Corral with straight exit and 5.60 m adjustable race.**

A portion of the 1/2 Corral opens with a **double AUTOLOCK handle. PATENTED**

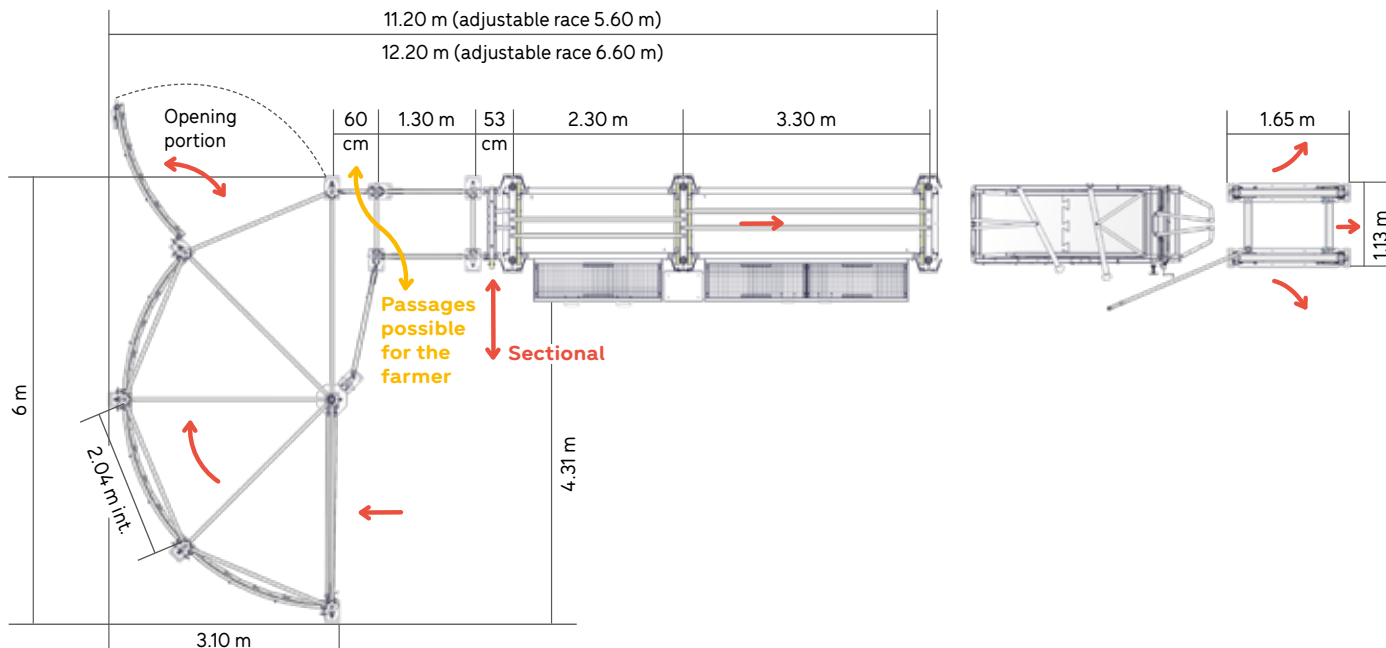
**An AUTOLOCK opening barrier and a sheeted man passage gate** enable the farmer to pass quickly through the restraint handling race.

**A sectional gate** enables the restraint handling race entrance to be closed to prevent animals from retreating and making it safe for the farmer to cross.

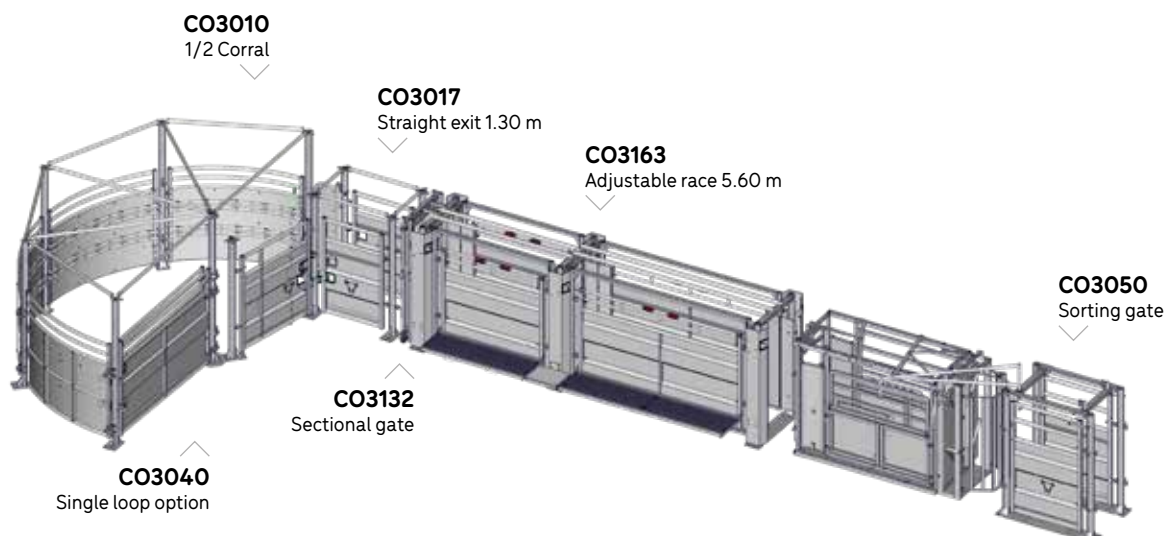
**A three-way gate with remote control** for actuating 2 fixed sheeted barriers with return spring.

A safe and simple solution for sorting animals along 3 directions: to left, to right or straight ahead.

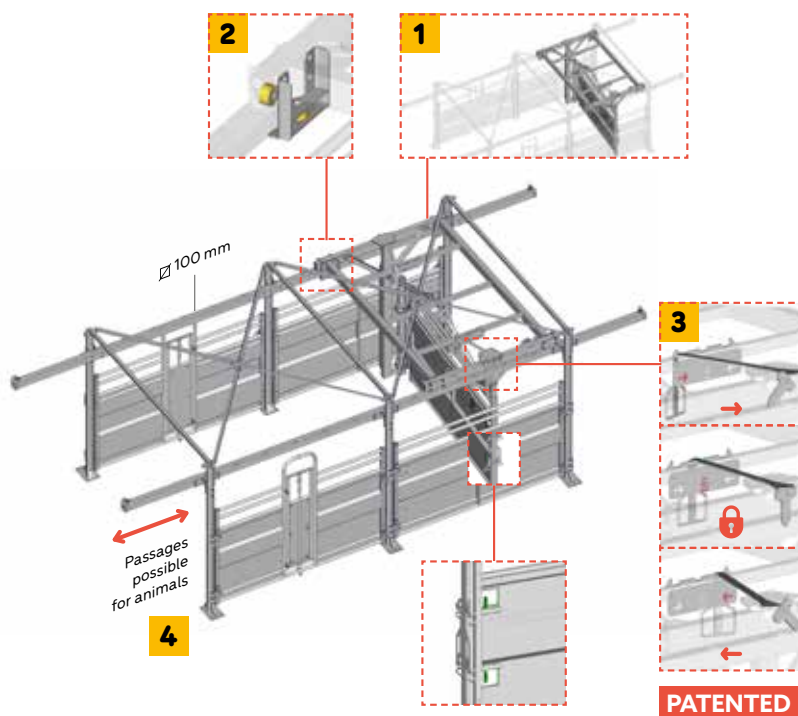
The posts have welded clevises for fixing exit barriers.



<b>CO3010</b> PREMIUM 1/2 Corral handling	992 kg
<b>CO3040</b> Double loop option for 1/2 PREMIUM Corral	132 kg
<b>CO3017</b> Straight exit 1.30 m for PREMIUM Corral handling	159 kg
<b>CO3132</b> Sectional gate on platform	103 kg
<b>CO3163</b> Adjustable restraint handling race L. 5.60 m	1,292 kg
<b>CO3050</b> Sorting gate	307 kg

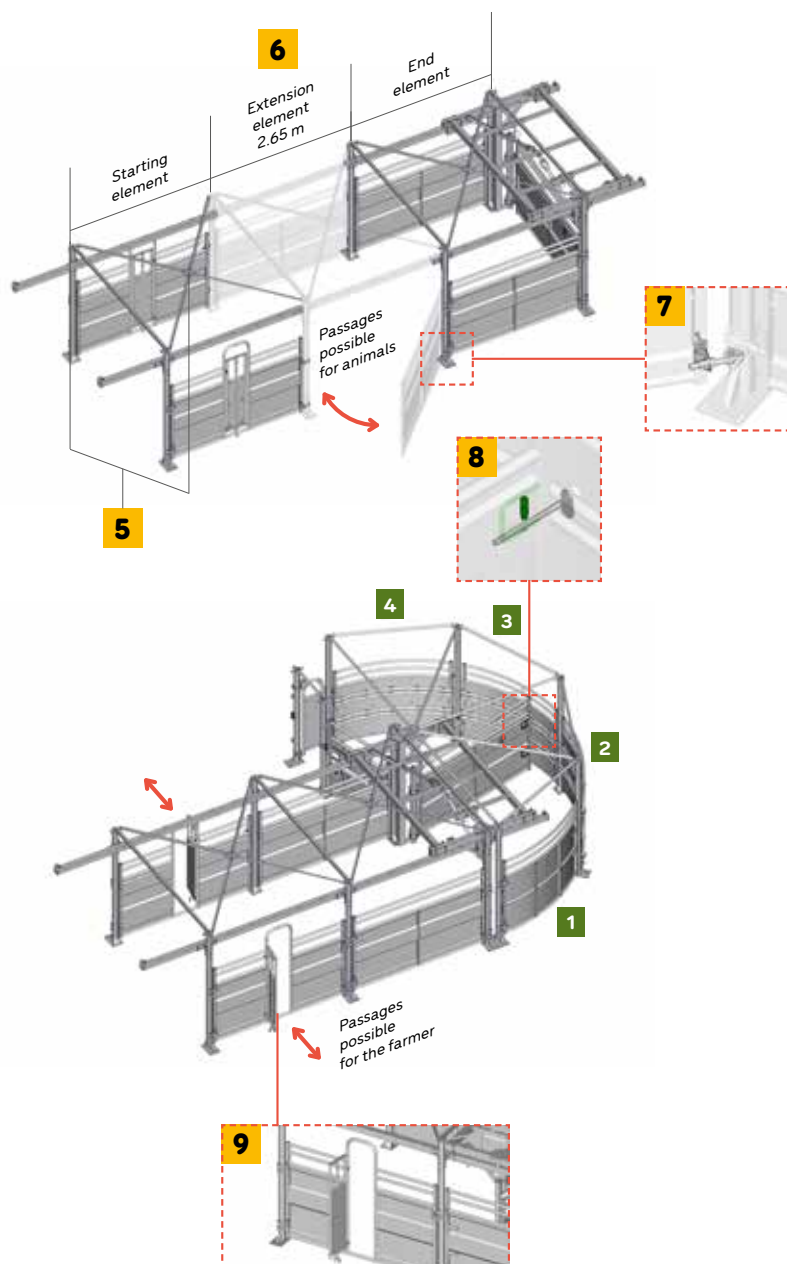


# CONTENTION FIXED RACE



- 1 SUPPORT CART**  
with push barrier  
on rolling path.  
Ø 100 mm
- 2 LATERAL AND  
LINEAR GUIDING**  
of cart by 8 rolls.
- 3 SAFETY LOCK**  
automatic. **PATENTED**
- 4 SECURED DOUBLE  
OPERATING  
DIRECTION,**  
animal entry or exit.





**5 RIGID FRAMEWORK WITH SQUARING CROSS AND OCTAGONAL POST**  
supporting a fixed sheeted barrier.

**6 ADDITIONAL EXTENSION ELEMENT**  
length 2.65 m.

**7 OFFSET JOINT**  
of panels for outward opening and smaller spacing between panel and post.

**8 SAFE ROTATION**  
at end of travel, possibility to lock the push barrier in the 1/2 Corral.

**9 MAN PASSAGE:**  
barrier with centre man passage to cross the corridor.

## CONTENTION TYPE C3

**PREMIUM cattle crowd gate 5.30 m long with safety locking in both directions. PATENTED**  
**1/2 Corral for cattle crowd gate, straight exit and 5 m fixed race.**

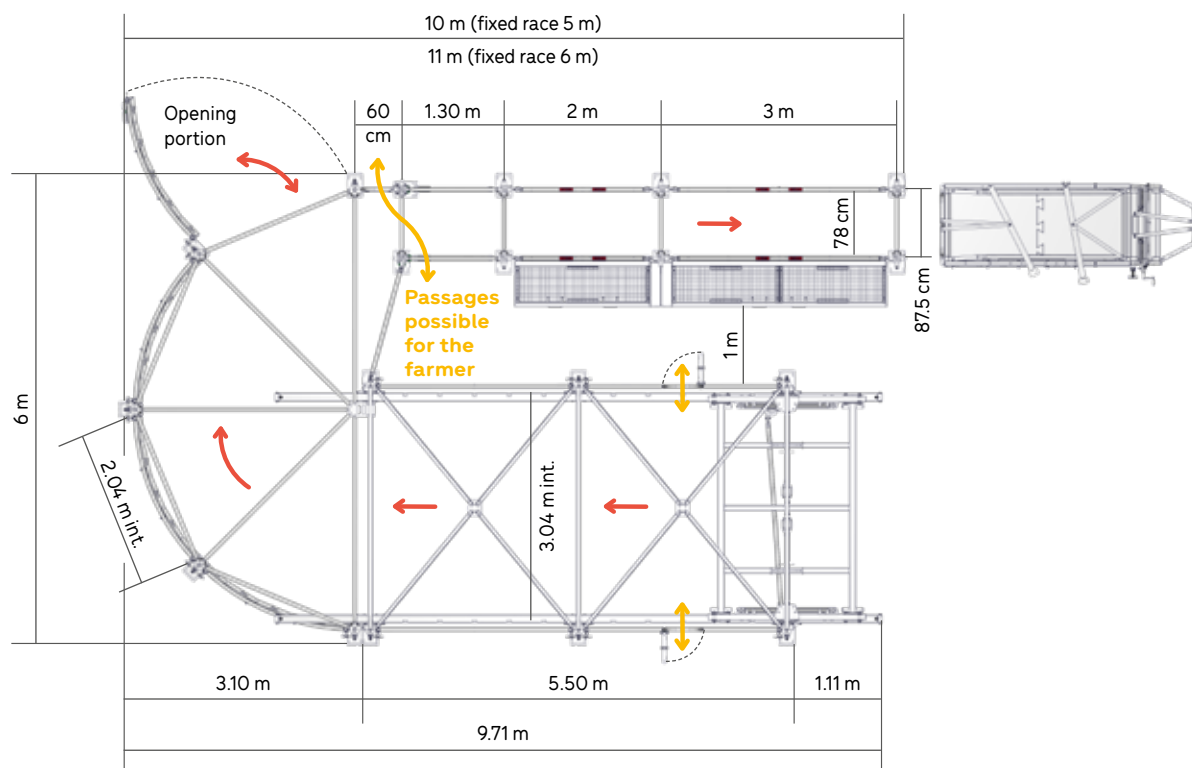
The cattle crowd gate has **4 fixed sheeted barriers**, **2 with man passages** integrated.

**Crush barrier** pivoting in the 1/2 Corral with safety locking.

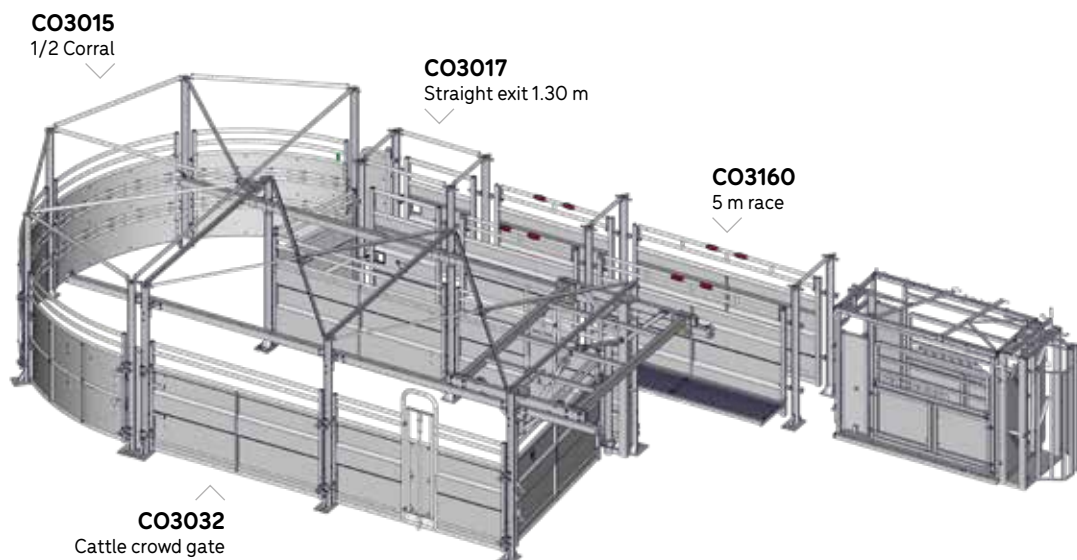
**PREMIUM clockwise 1/2 Corral with straight exit.**

A portion of the 1/2 Corral opens with a **double AUTOLOCK handle. PATENTED**

**An AUTOLOCK opening barrier and a sheeted man passage gate** enable the farmer to pass quickly through the restraint handling race.



<b>CO3032</b> PREMIUM clockwise cattle crowd gate complete L. 5.30 m - <span style="background-color: red; color: white; padding: 2px;">PATENTED</span>	1,344 kg
<b>CO3015</b> PREMIUM 1/2 Corral handling for cattle crowd gate	881 kg
<b>CO3017</b> Straight exit 1.30 m for PREMIUM Corral handling	159 kg
<b>CO3160</b> Fixed race on platform L. 5 m V2	593 kg



## CONTENTION TYPE C3.1

### PREMIUM cattle crowd gate 5.30 m long with safety locking in both directions. **PATENTED**

The cattle crowd gate has **4 fixed sheeted barriers**, **2 with man passages** integrated.

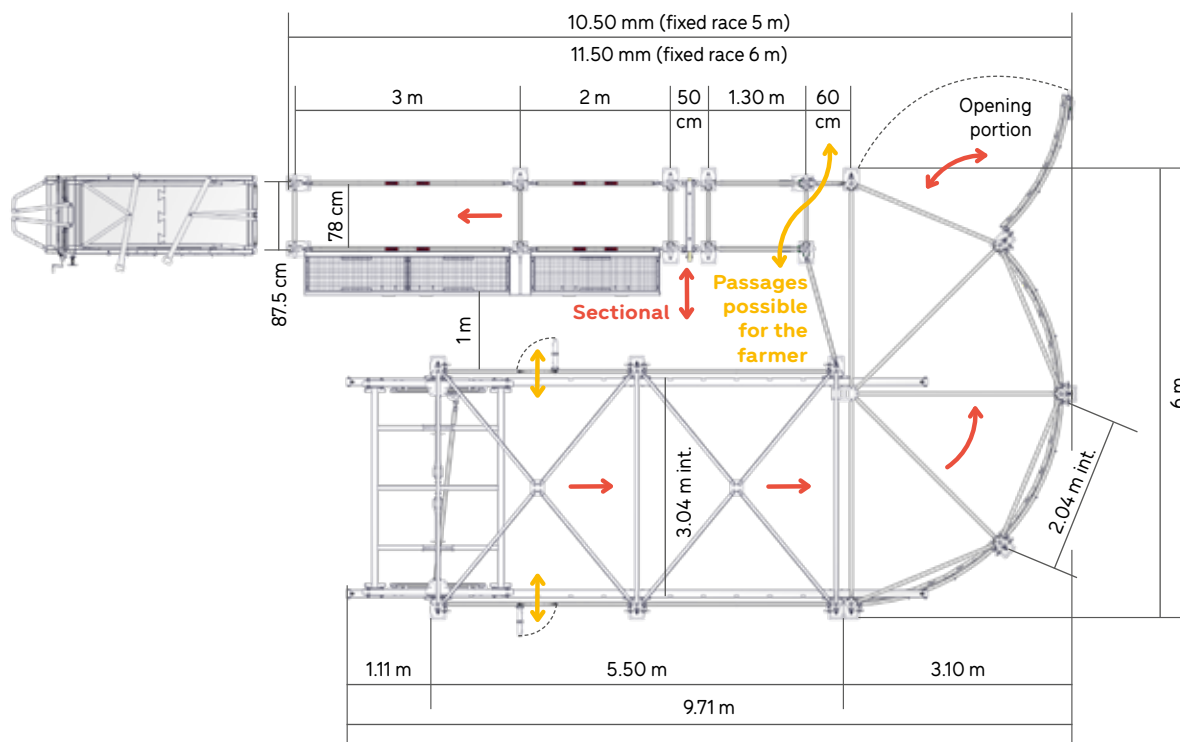
**Crush barrier** pivoting in the 1/2 Corral with safety locking.

**PREMIUM anticlockwise 1/2 Corral with straight exit.**

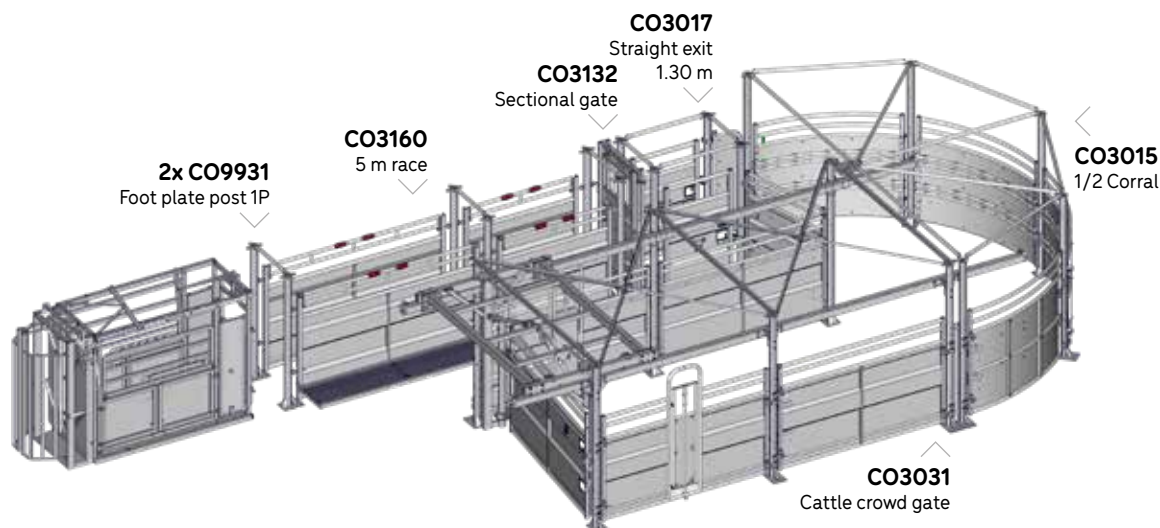
A portion of the 1/2 Corral opens with a **double AUTOLOCK handle**. **PATENTED**

**An AUTOLOCK opening barrier and a sheeted man passage gate** enable the farmer to pass quickly through the restraint handling race.

A sectional gate enables the restraint handling race entrance to be closed to prevent animals from retreating and making it safe for the farmer to cross.



<b>CO3031</b>	PREMIUM anticlockwise cattle crowd gate complete L. 5.30 m - <b>PATENTED</b>	1,344 kg
<b>CO3015</b>	PREMIUM 1/2 Corral handling for cattle crowd gate	881 kg
<b>CO3017</b>	Straight exit 1.30 m for PREMIUM Corral handling	159 kg
<b>CO3132</b>	Sectional gate on platform	103 kg
<b>CO3160</b>	Fixed race on platform L. 5 m V2	593 kg
<b>2x CO9931</b>	OCTAGONAL contention foot plate post 1P 1D L. 2 m on foot plate V2	26 kg



## CONTENTION TYPE C3.2

### PREMIUM cattle crowd gate 5.30 m long with safety locking in both directions. **PATENTED**

The cattle crowd gate has **4 fixed sheeted barriers**, **2 with man passages** integrated.

**Crush barrier** pivoting in the 1/2 Corral with safety locking.

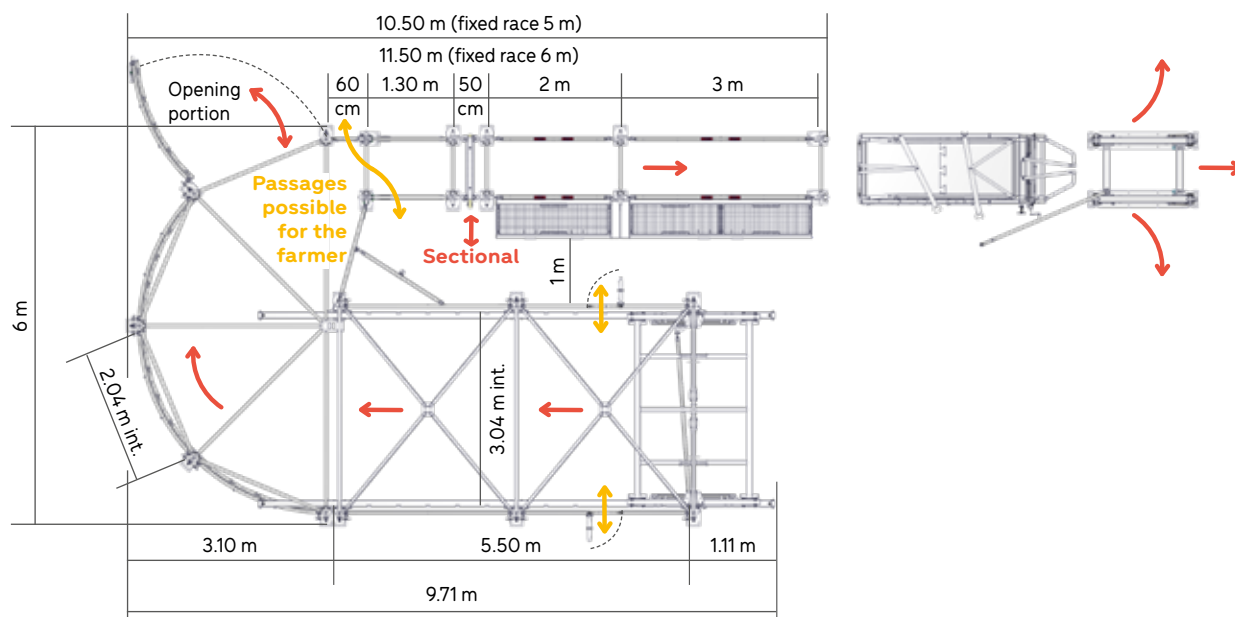
**PREMIUM clockwise 1/2 Corral with straight exit.**

A portion of the 1/2 Corral opens with a **double AUTOLOCK handle**. **PATENTED**

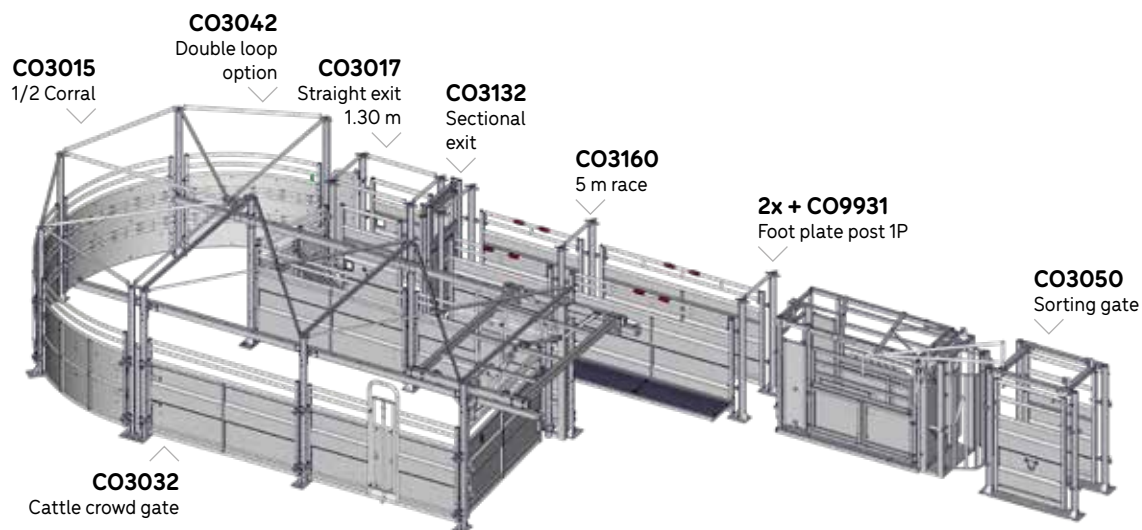
An **AUTOLOCK opening barrier** and a **sheeted man passage gate** enable the farmer to pass quickly through the restraint handling race.

A **sectional gate** enables the restraint handling race entrance to be closed to prevent animals from retreating and making it safe for the farmer to cross. A **3-way gate with remote control** actuates 2 fixed sheeted barriers with return spring. A safe and simple solution for sorting animals along 3 directions: to left, to right or straight ahead.

The posts have welded clevises for fixing exit barriers.



<b>CO3032</b>	PREMIUM clockwise cattle crowd gate complete L. 5.30 m - <b>PATENTED</b>	1,344 kg
<b>CO3015</b>	PREMIUM 1/2 Corral handling for cattle crowd gate	881 kg
<b>CO3042</b>	PREMIUM double loop option for 1/2 Corral for cattle crowd gate	135 kg
<b>CO3017</b>	Straight exit 1.30 m for PREMIUM Corral handling	159 kg
<b>CO3132</b>	Sectional gate on platform	103 kg
<b>CO3160</b>	Fixed race on platform L. 5 m V2	593 kg
<b>2x CO9931</b>	OCTAGONAL contention foot plate post 1P 1D L. 2 m on foot plate V2	26 kg
<b>CO3050</b>	Sorting gate	307 kg



## CONTENTION TYPE C3.3

### PREMIUM cattle crowd gate 7.95 m long with safety locking in both directions. **PATENTED**

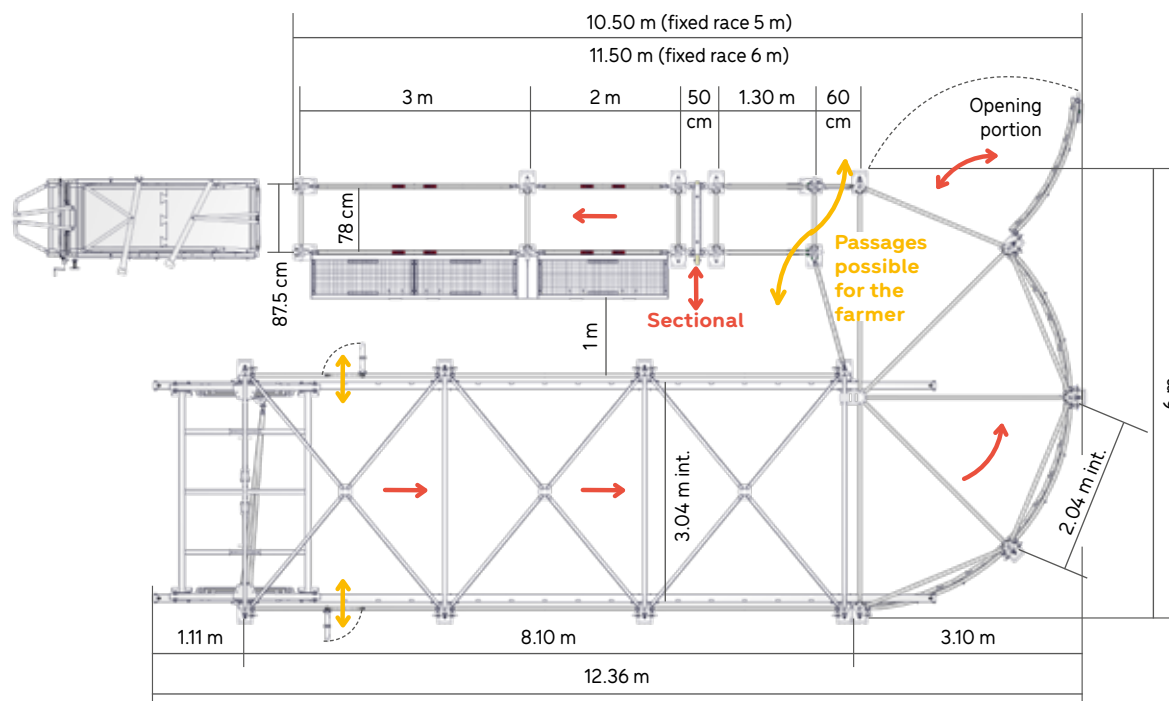
The cattle crowd gate and its extension have **6 fixed sheeted barriers**, **2 with man passages** integrated.

**Crush barrier** pivoting in the 1/2 Corral with safety locking.

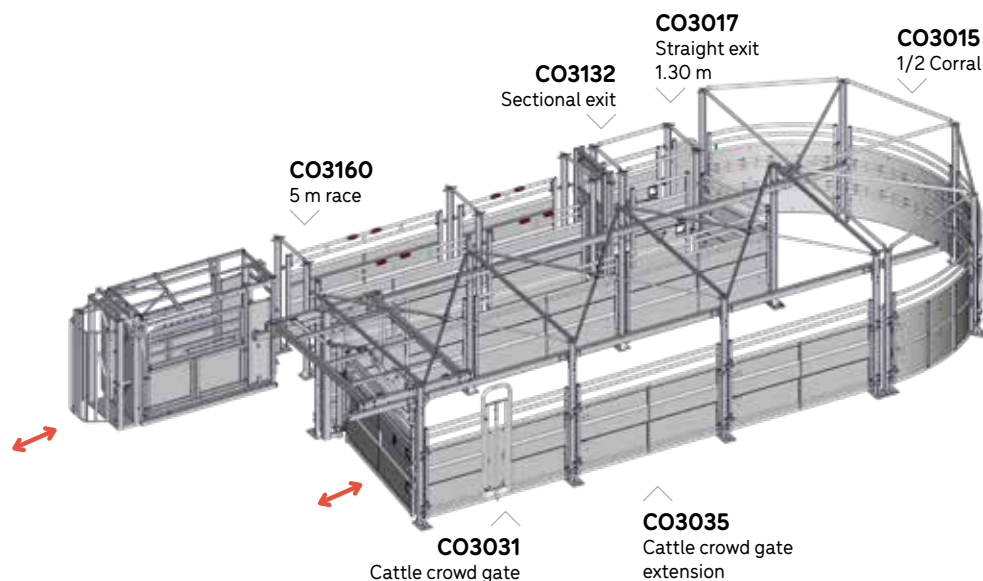
**PREMIUM anticlockwise 1/2 Corral with straight exit.**

A portion of the 1/2 Corral opens with a **double AUTOLOCK handle**. **PATENTED**

An **AUTOLOCK opening barrier** and a **sheeted man passage gate** enable the farmer to pass quickly through the restraint handling race. A **sectional gate** enables the restraint handling race entrance to be closed to prevent animals from retreating and making it safe for the farmer to cross.



<b>CO3031</b>	PREMIUM anticlockwise cattle crowd gate complete L. 5.30 m - <b>PATENTED</b>	1,344 kg
<b>CO3035</b>	PREMIUM cattle crowd gate extension complete L. 2.65 m	374 kg
<b>CO3015</b>	PREMIUM 1/2 Corral handling for cattle crowd gate	881 kg
<b>CO3017</b>	Straight exit 1.30 m for PREMIUM Corral handling	159 kg
<b>CO3132</b>	Sectional gate on platform	103 kg
<b>CO3160</b>	Fixed race on platform L. 5 m V2	593 kg
<b>2x CO9931</b>	OCTAGONAL contention foot plate post 1P 1D L. 2 m on foot plate V2	26 kg





## ■ 1/2 PREMIUM HANDLING CORRAL ON PLATFORM

The 1/2 Corral handling on platform allows the animals to advance.

It is composed of a pivoting central post held at the top by 5 spacer bars.

A fixed sheeted contention barrier is mounted on a sleeve enabling clockwise and anticlockwise pivoting and locking by catches on the round barrier.

The 1/2 Corral PREMIUM is delivered with a **double AUTOLOCK lever** **PATENTED** for opening a portion of the 1/2 Corral for access to a loading dock with provision of the "double loop" option.

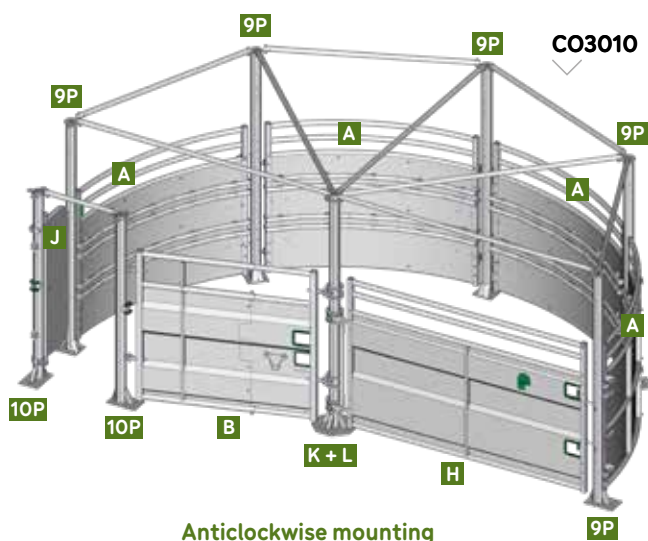
It is installed on a 20 cm thick concrete slab, quality concrete of strength C25/30 MPa, post fixed with 4 dowels M12 L. 160 mm.

**CO3010** PREMIUM 1/2 Corral handling

992 kg

### COMPOSED OF

4	<b>A</b>	<b>CO3020</b> PREMIUM curved Corral barrier	114 kg
1	<b>B</b>	<b>CO3117</b> Adjustable sheeted contention barrier 1.50 m/2 m V2	77 kg
1	<b>H</b>	<b>CO3025</b> Fixed sheeted contention barrier L. 2.78 m	98.7 kg
1	<b>K</b>	<b>CO9940</b> PREMIUM Corral pivoting post	45.1 kg
1	<b>L</b>	<b>CO9948</b> Contention barrier pivoting kit	10.4 kg
5	<b>9P</b>	<b>CO9942</b> PREMIUM contention post 9P	30.7 kg
1	<b>10P</b>	<b>CO9943</b> OCTAGONAL contention post 10P 1D + 1 SURLOCK® L. 2 m on foot plate	26.9 kg
1	<b>J</b>	<b>CO3047</b> Man passage safety gate L. 60 cm	30.9 kg
1		<b>CO9955</b> Double AUTOLOCK lever for PREMIUM cattle contention system - <b>PATENTED</b>	6.31 kg
1		<b>CO9980</b> Set of spacers for PREMIUM 1/2 Corral handling	65 kg



Anticlockwise mounting

### CAUTION!

#### CORROSION

Various solutions are on option to limit zinc loss and corrosion of steel due to prolonged contact with silage, bedding and manure, and we recommend regular maintenance.

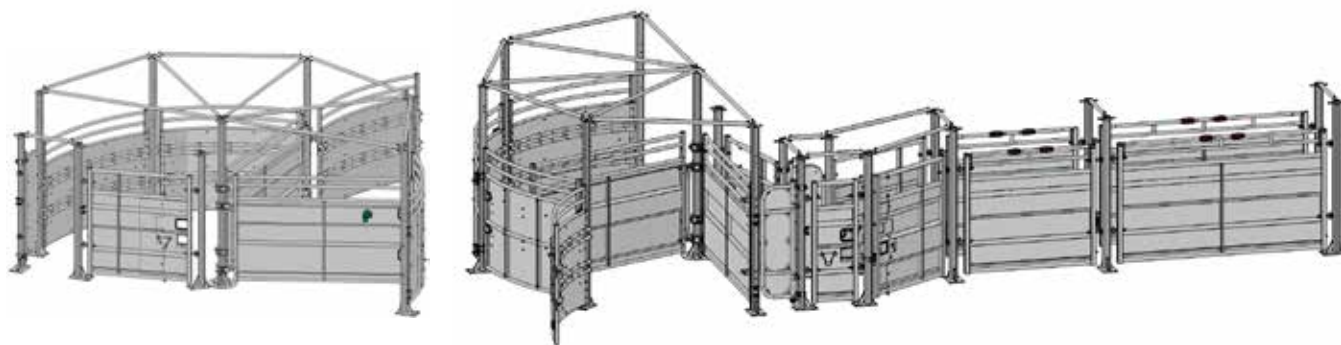
Please see our general conditions of use on the Internet site.

Follow the Corral assembly plan.



### REMEMBER

The posts for the 1/2 Corral on platform are 2.42 m long with a welded collar to receive the spacer bars.



## DOUBLE LOOP FOR 1/2 CORRAL HANDLING

**With a PREMIUM Corral handling installed without cattle crowd gate, a second crush barrier can be added on the pivoting post of the 1/2 Corral.**

This barrier is blocked at the post to form a stop, often at portion 3 or 4 of the 1/2 Corral, allowing animals to be brought in or out without passing through the restraint handling race.

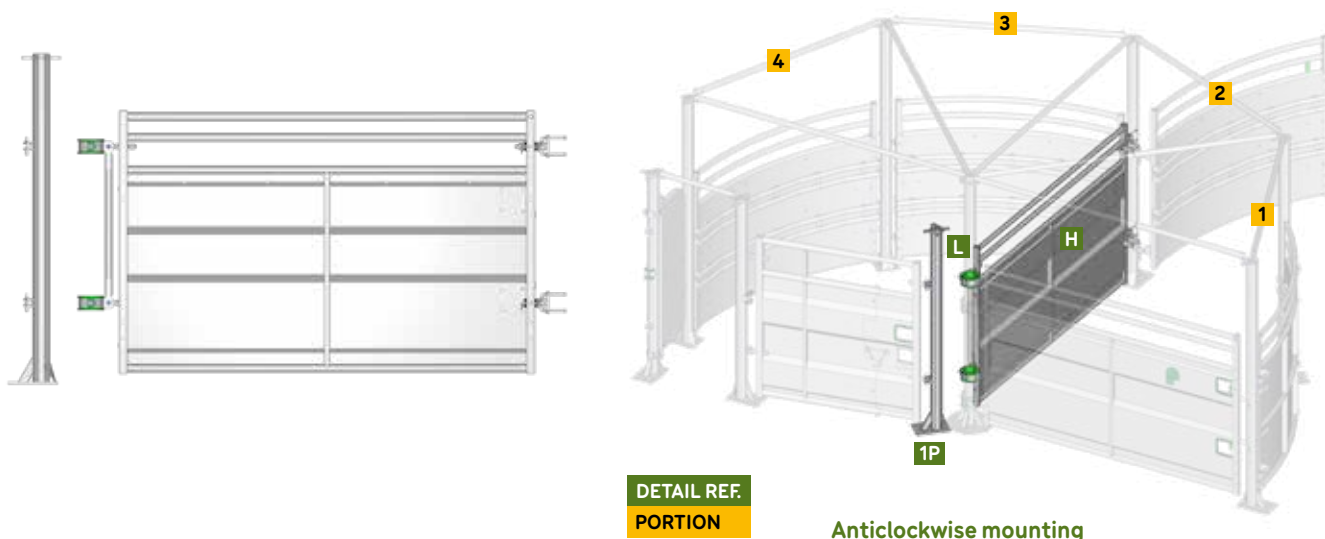
The two pivoting barriers of the 1/2 Corral must be rotated together if a restraint handling race is used. In general, the portion of the 1/2 Corral open on to a loading dock.

**CO3040** Double loop option for 1/2 PREMIUM Handling Corral

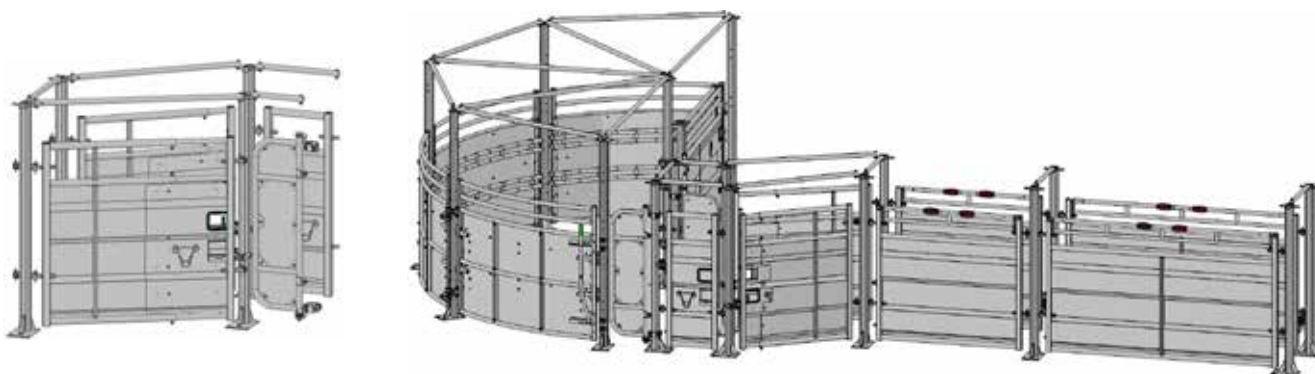
132 kg

### COMPOSED OF

1	<b>1P</b>	<b>CO9931</b> Contention post 1P	26 kg
1	<b>H</b>	<b>CO3025</b> Fixed sheeted contention barrier L. 2.78 m	98.7 kg
1	<b>L</b>	<b>CO9948</b> Contention barrier pivoting kit	10.4 kg
1		<b>SAC607</b> Bag No. 607 - double loop option for PREMIUM 1/2 Corral	3.27 kg



Anticlockwise mounting



## ■ ROUND EXIT CONTENTION CHICANE

The round exit chicane is installed after the 1/2 Corral handling without cattle crowd gate.

It allows a curve to be introduced before the restraint handling race. It has a 60 cm sheeted gate man passage and an 88 cm fixed gate for passing quickly and safely from the working area to outside the contention system. The sheeted barrier 1/2 m can close the access to the restraint handling race to bring the animals out on the side.

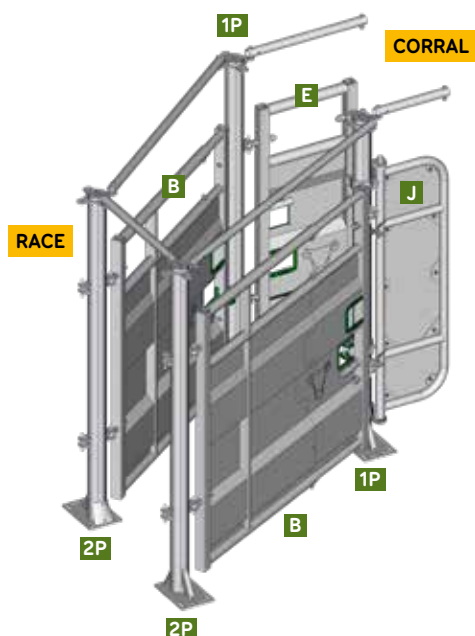
**CO3012** Chicane / Round exit for PREMIUM handling Corral

343 kg

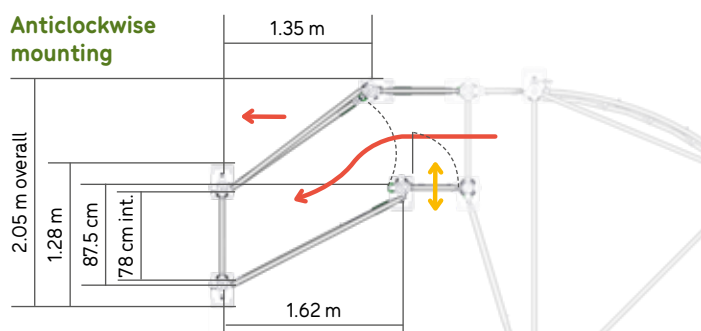
### COMPOSED OF

1	<b>B</b>	<b>CO3117</b>	Adjustable sheeted contention barrier 1.50 m/2 m V2	77 kg
1	<b>E</b>	<b>CO3122</b>	Fixed sheeted gate L. 88 cm	33 kg
2	<b>1P</b>	<b>CO9931</b>	Contention post 1P	26 kg
2	<b>2P</b>	<b>CO9932</b>	Contention post 2P	27 kg
2		<b>FE3153</b>	Round bracket Ø 102 mm SURLOCK® single SV - <b>PATENTED</b>	2.5 kg
1	<b>J</b>	<b>CO3047</b>	Man passage safety gate L. 60 cm	30.9 kg
1		<b>CO9984</b>	Set of spacers for chicane / round exit	16.3 kg

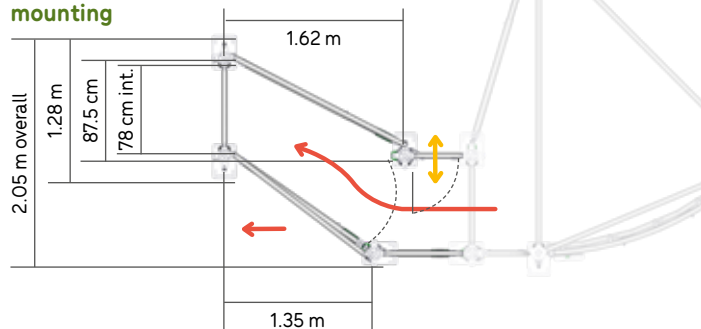
### Anticlockwise mounting



### Anticlockwise mounting



### Clockwise mounting





## ■ STRAIGHT EXIT

**The straight exit is installed after the 1/2 Corral handling.**

It allows a 1.30 m long exit to be introduced before the restraint handling race. It has a sheeted gate L. 1,30 m and a 60 cm man passage for the 1/2 Corral for passing quickly and safely from the working area to outside the contention system.

A sectional gate is often added at the straight exit before the restraint handling race.

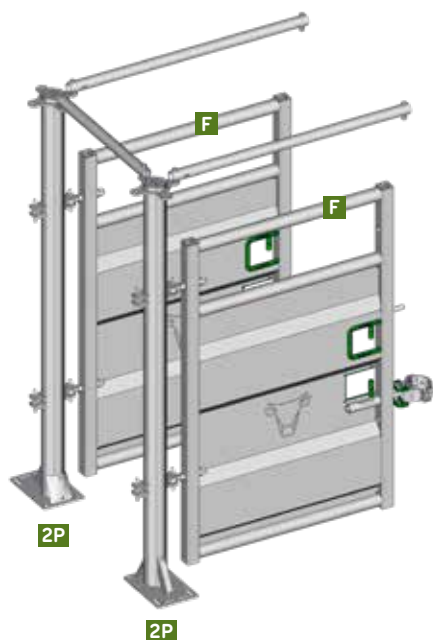
The straight exit can be installed with a 1/2 Corral alone as with a 1/2 Corral for cattle crowd gate.

**CO3017** Straight exit 1.30 m for PREMIUM Handling Corral

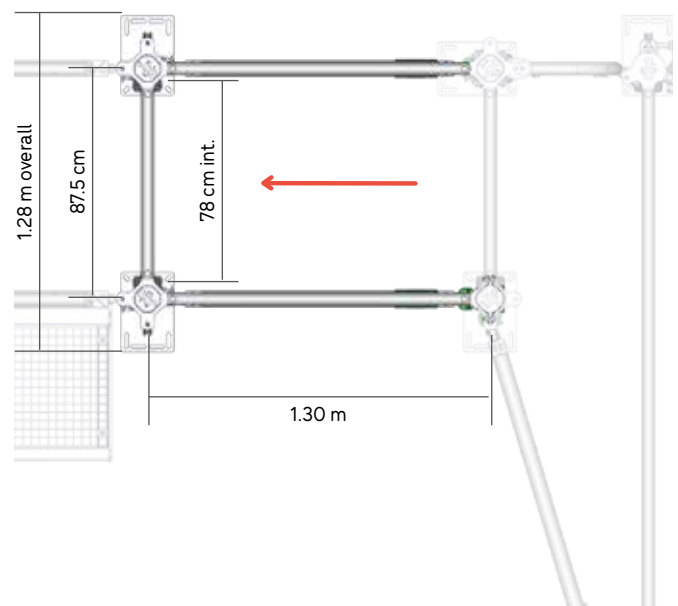
159 kg

### COMPOSED OF

2	<b>F</b>	<b>CO3123</b> Fixed sheeted gate L. 1.30 m	46 kg
2	<b>2P</b>	<b>CO9932</b> Contention post 2P	27 kg
1		<b>FE3153</b> Round bracket Ø 102 mm SURLOCK® single SV - <b>PATENTED</b>	2.5 kg
1		<b>CO9982</b> Set of spacers for right hand exit L. 1.30 m	9.72 kg

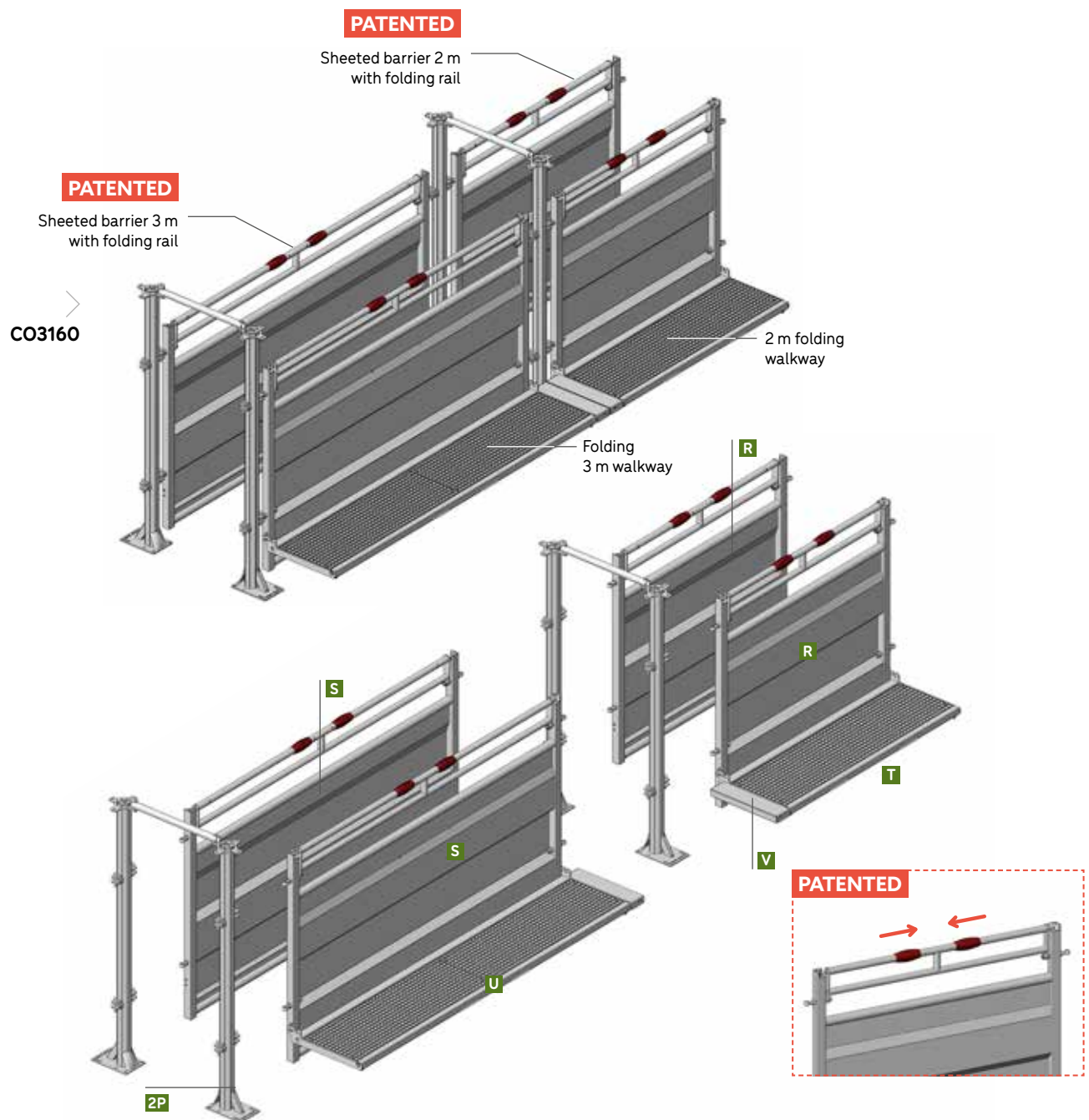


**Anticlockwise mounting**





## ■ FIXED 5 M RACE ON PLATFORM



## The sheeted race enables animals to be moved safely.

It is to be installed to the desired width. The fixed race is delivered with **one side equipped with a walkway**.

With the walkway and a folding rail, the farmer has **free access above the animals and in safety**.

The folding rail is unlocked with a quick movement of two handles towards the interior.

The rail is locked quickly by the **two AUTOLOCK bolts**. **PATENTED**

The fixed race on platform **is easily installed on a perfectly flat concrete slab**.

A quality concrete will withstand the trampling of animals on the platforms. In the area where animals pass, provide a swept finishing concrete to prevent falls. Ground fixing dowels not supplied.

We recommend at least a 20 cm thick slab with strength of C25/30 MPa. Use at least 4 dowels M12 L. 160 mm per post.

**USE CONTENTION POSTS. BARE POSTS ON FOOT PLATE WITH BRACKETS ARE UNSUITABLE.  
IF INSTALLING A RACE WITHOUT A DOUBLE BEND, ORDER 2 EXTRA POSTS.**



## ■ RESTRAINT HANDLING RACE TO CONNECT TO CHICANE

**CO3160** Fixed race on platform L. 5 m V2  
(connected to the chicane posts)

593 kg

### COMPOSED OF

- 2 fixed sheeted barriers with folding rail L. 2 m V2 **R**
- 2 fixed sheeted barriers with folding rail L. 3 m V2 **S**
- 1 folding walkway for sheeted barrier L. 2 m V2 **T**
- 1 folding walkway for sheeted barrier L. 3 m V2 **U**
- 2 walkway extensions **V**
- 4 contention posts 2D OCTAGONAL L. 2 m on foot plate V2 **2P**
- 1 set of spacers for fixed race

**CO3161** Fixed race on platform L. 6 m V2  
(connected to the chicane posts)

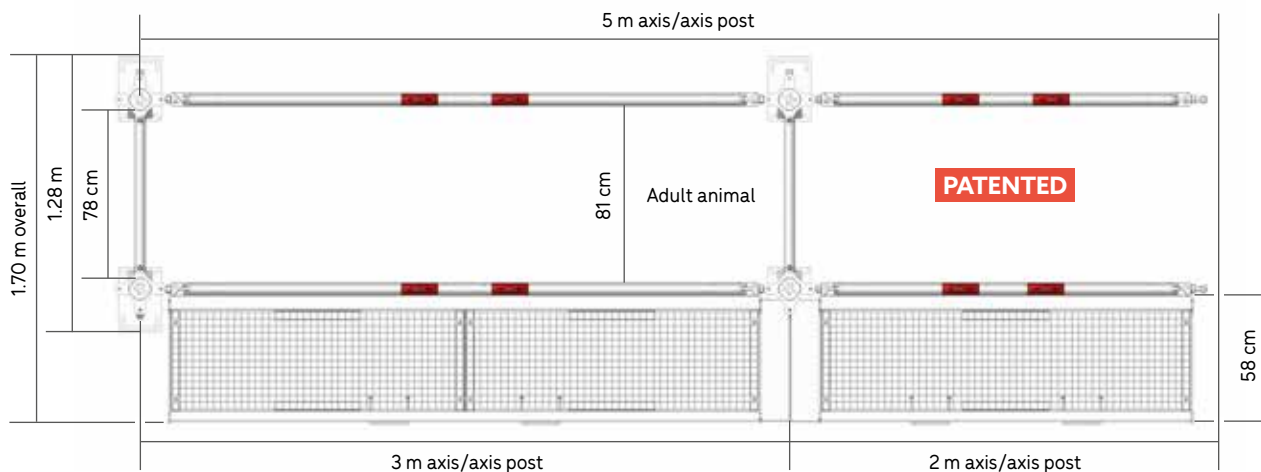
683 kg

### COMPOSED OF

- 4 fixed sheeted barriers with folding rail L. 3 m V2 **S**
- 2 folding walkways for sheeted barrier L. 3 m V2 **U**
- 2 walkway extensions **V**
- 4 OCTAGONAL contention posts 2D L. 2 m on foot plate V2 **2P**
- 1 set of spacers for fixed race

### RETAIL PARTS


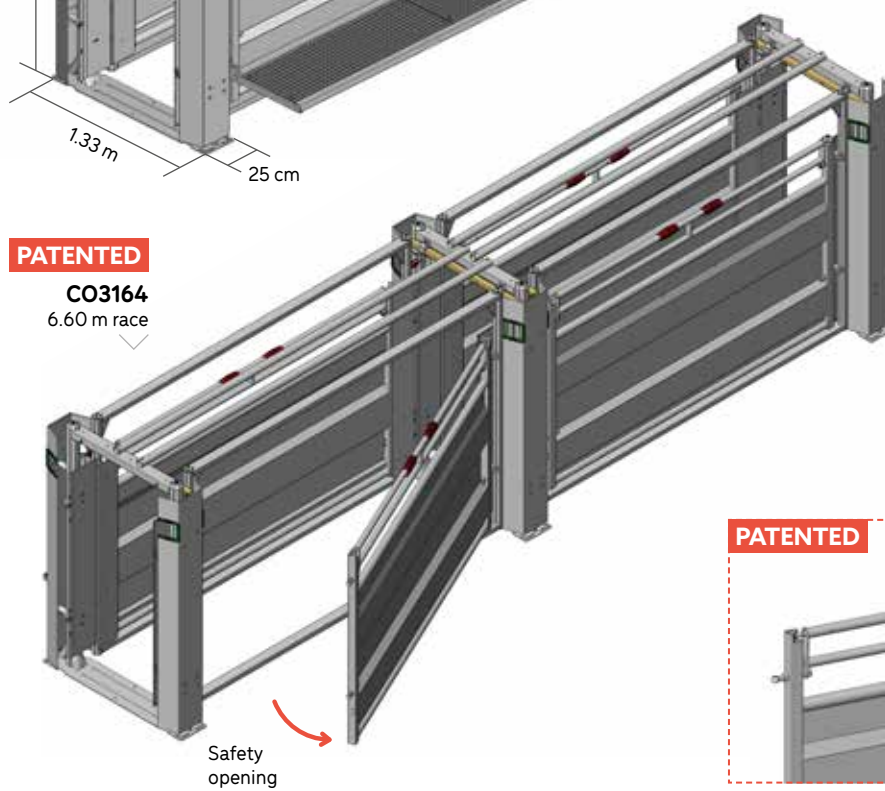
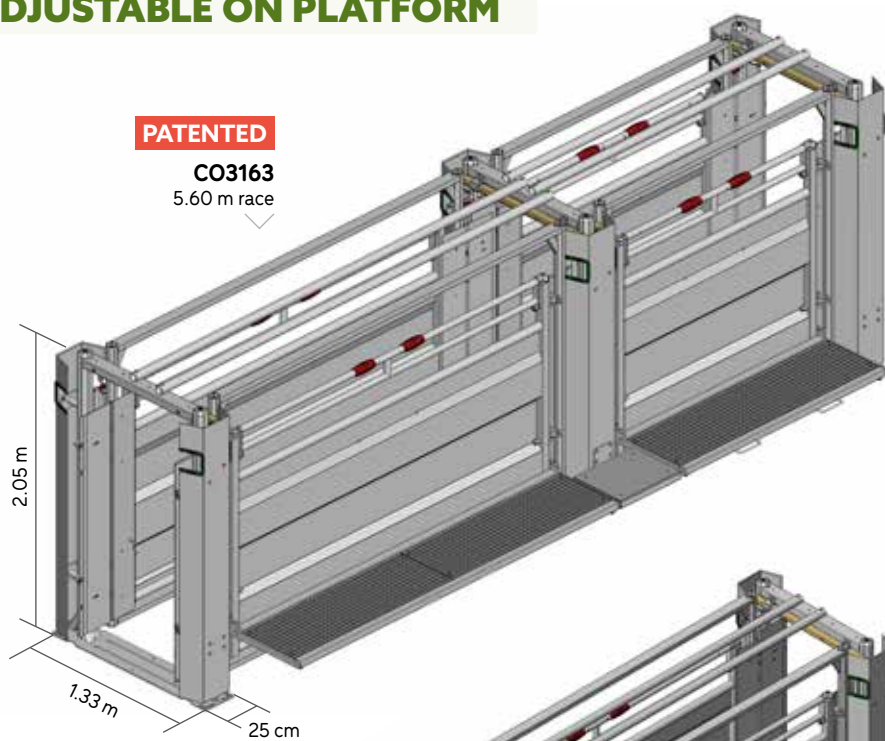
<b>R</b>	<b>CO3144</b> Fixed sheeted barrier with folding rail L. 2 m V2	73.5 kg
<b>S</b>	<b>CO3145</b> Fixed sheeted barrier with folding rail L. 3 m V2	107 kg
<b>T</b>	<b>CO3147</b> Folding walkway for sheeted barrier L. 2 m V2	43 kg
<b>U</b>	<b>CO3148</b> Folding walkway for sheeted barrier L. 3 m V2	66 kg
<b>V</b>	<b>CO3129</b> Extra extension for walkway	5 kg
<b>2P</b>	<b>CO9932</b> OCTAGONAL contention post 2D L. 2 m on foot plate V2	27 kg
	<b>CO9994</b> Set of spacers for fixed race	4.75 kg
	<b>CO3168</b> Fixed race extension on platform L. 2 m	258.9 kg
	<b>CO3169</b> Fixed race extension on platform L. 3 m	348.9 kg



**IF INSTALLING 3 WALKWAYS IN SUCCESSION, ORDER 2 EXTRA EXTENSIONS (REF. CO3129).**



## ■ RACE ADJUSTABLE ON PLATFORM



**The adjustable sheeted race enables animals to be moved safely.**

It is composed of **2 single gates** and **a double gate**. The gates are made with OCTAGONAL tubes Ø 102 mm welded on a wide flat foot plate with 2 non-slip studs. The gates have a rail with castors supporting a frame which itself supports a sheeted barrier with folding rail. **The rails enable quick and simple adjustment** with double locking by pin. If an animal refuses to advance, the sheeted barrier of the race can open for it to come out by the side. The gates are spaced from each other. **The width can be adjusted from 46 to 80 cm**, the space at the posts is filled by a mobile sheeted casing which adapts automatically to adjustments.

For a longer race, simply order a race extension composed of a double post and two sheeted barriers with frames. The adjustable race is **delivered with one side equipped with walkways**. With the folding rail, the farmer can have **clear and safe access above the animals**.

The **folding rail** is unlocked with a quick movement of two handles towards the interior. It is locked just as quickly with **two AUTOLOCK bolts**. The adjustable race is available only on platform and **is installed on a perfectly flat concrete slab**. A quality concrete will withstand the trampling of animals on the platforms. In the area where animals pass, provide a swept finishing concrete to prevent falls. Ground fixing dowels not supplied. We recommend at least a 20 cm thick slab with strength of C25/30 MPa. Use at least 4 dowels M12 L. 160 mm per post.

**THE DIMANSIONS ARE GIVEN FOR INFORMATION PURPOSES, SEE THE LAYOUT DRAWING. NB TAKE INTO ACCOUNT THE HEIGHT AND WIDTH OF THE RACE TO ALLOW FOR THE POSSIBILITY OF OPEN ING THE SHEETED BARRIER SIDEWAYS. THE RACE IS DESIGNED ONLY FOR FIXED SHEETED BARRIERS WITH FOLDING RAIL.**

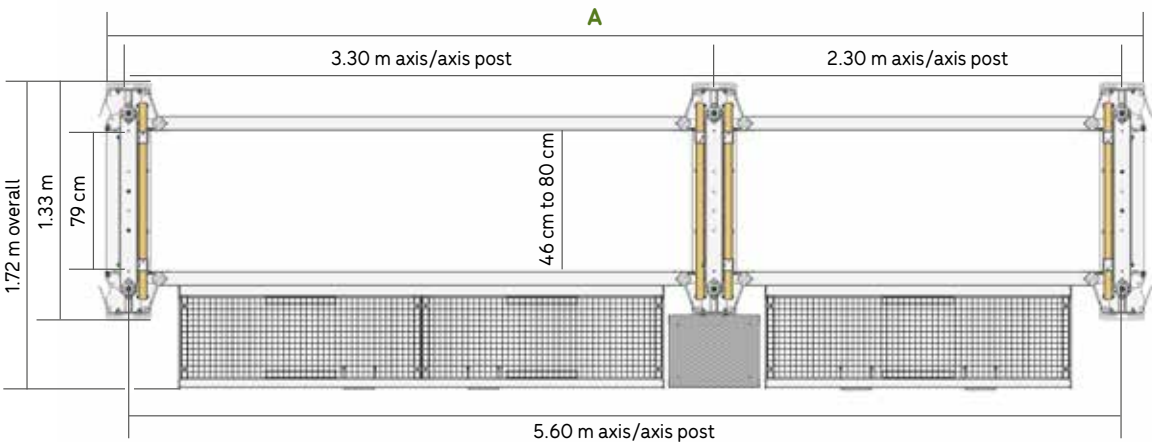
**RESTRAINT HANDLING RACE TO CONNECT TO CHICANE**

<b>CO3163</b>	Fixed race on platform L. 5.60 m (5.85 m overall)	1,292 kg
<b>CO3164</b>	Fixed race on platform L. 6.60 m (6.85 m overall)	1,388 kg

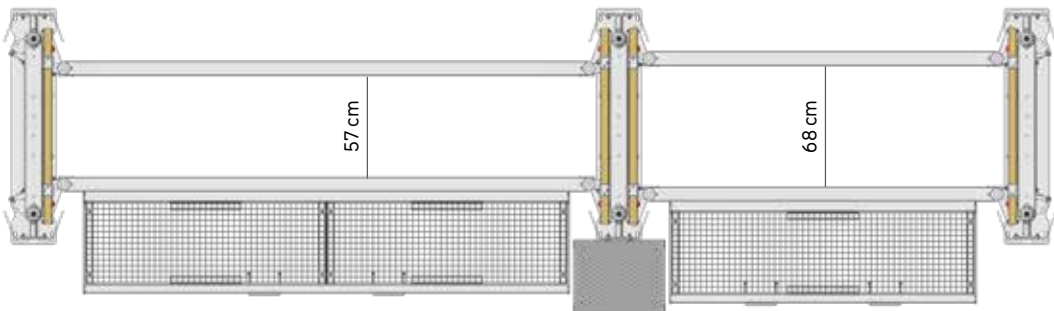
**OPTION**

<b>CO3166</b>	Adjustable race on platform L. 2.30 m	541.5 kg
<b>CO3167</b>	Adjustable race on platform L. 3.30 m	659.5 kg
<b>CO3149</b>	Extra walkway extension for adjustable race	16.5 kg
<b>CO3170</b>	Complete single contention post	149.5 kg

	<b>CO3163</b>	<b>CO3164</b>	<b>CO3163 + CO3166</b>	<b>CO3163 + CO3167</b>	<b>CO3164 + CO3166</b>	<b>CO3164 + CO3167</b>
<b>A</b>	5.60 m	6.85 m	8.15 m	9.15 m	9.15 m	10.15 m



**ADJUSTMENT IN STEPS OF 5.5 CM.**



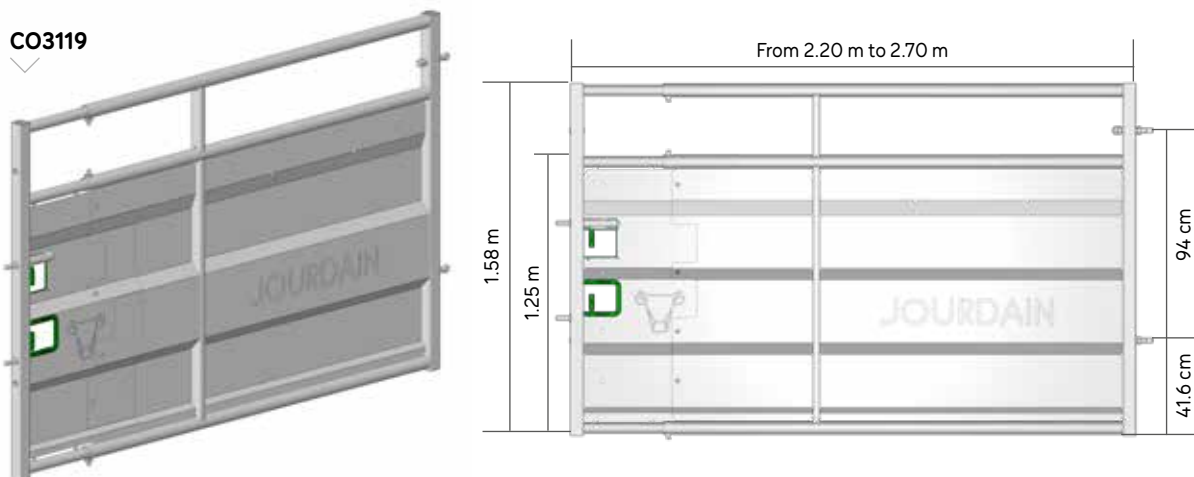
## ■ ADJUSTABLE SHEETED CONTENTION BARRIER

The contention barrier is adjustable by 50 cm.

It is composed of a **1 m, 1.50 m or 2 m rear sheet, combined with a front sheet allowing a choice of panel or AUTOLOCK door**. Two cut-outs with plastic protection enable the farmer to pass their hand on both sides to operate the AUTOLOCK bolts.

When mounting, according to the length when mounted, the sheet must be drilled from the front to fit the screws holding the sheets between the front and the rear. The 1.58 m high sheeted barrier has a sheeted part 1.25 m high. Barrier lengths are the OCTAGONAL contention post axis/axis dimensions Ø 102 mm.

<b>B</b>	<b>CO3117</b>	Adjustable sheeted contention barrier 1.50 m/2 m V2	77 kg
<b>C</b>	<b>CO3118</b>	Adjustable sheeted contention barrier 2 m/2.50 m V2	92.5 kg
<b>D</b>	<b>CO3119</b>	Adjustable sheeted contention barrier 2.50 m/3 m V2	107.5 kg



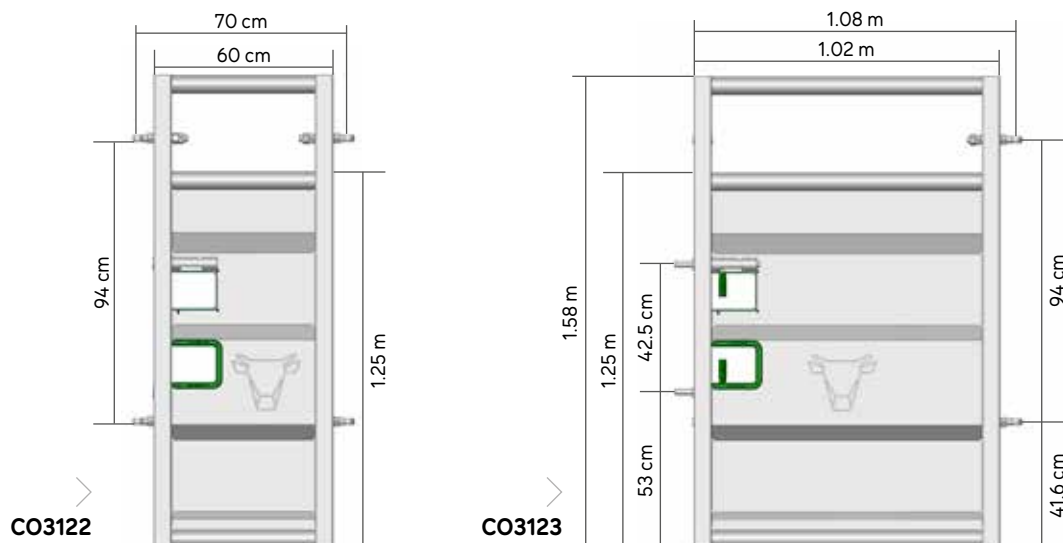
## ■ SHEETED FIXED CONTENTION GATE

Enables a choice of panel or fixed AUTOLOCK gate.

Two cut-outs with plastic protection enable the farmer to pass their hand on both sides to operate the AUTOLOCK bolts. The 1.58 m high sheeted barrier has a sheeted part 1.25 m high.

Sheeted gate lengths are the fixed OCTAGONAL contention post axis/axis dimensions Ø 102 mm.

<b>E</b>	<b>CO3122</b>	Fixed sheeted gate L. 0.88 m V2	33 kg
<b>F</b>	<b>CO3123</b>	Fixed sheeted gate L. 1.30 m V2	46 kg





## ■ SHEETED BARRIER WITH FOLDING RAIL

**Fixed sheeted barriers with folding rail are not adjustable.**

**They are used for restraint handling races with a folding rail on the top part.**

They give the farmer **clear and safe access above the animals**.

The folding rail is unlocked with a quick movement of two handles towards the interior.

It is locked just as quickly with **two AUTOLOCK bolts**. Fixed sheeted barriers with folding

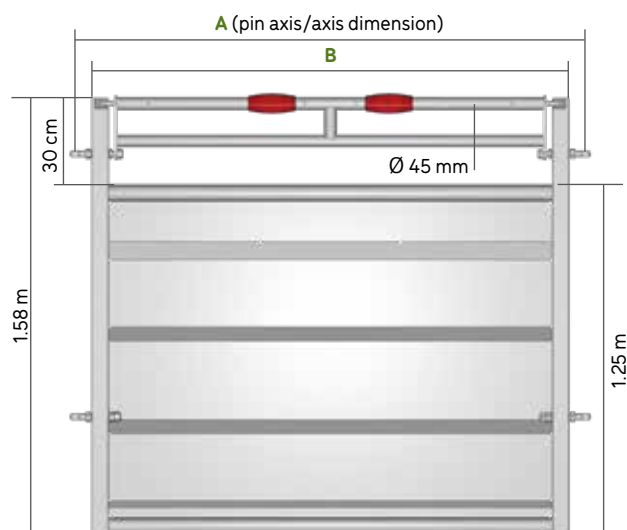
rail are provided to be equipped with a folding walkway **on option**. The 1.58 m high sheeted barrier has a sheeted part 1.25 m high. The lengths are the fixed OCTAGONAL contention post dimensions Ø 102 mm.

**R CO3144** Fixed sheeted barrier with folding rail L. 2 m V2

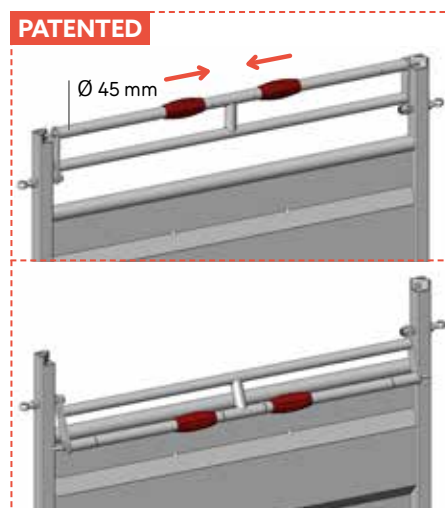
73.5 kg

**S CO3145** Fixed sheeted barrier with folding rail L. 3 m V2

107 kg



	CO3144	CO3145
<b>A =</b>	1.81 m	2.81 m
<b>B =</b>	1.71 m	2.71 m



## ■ WALKWAY

**Walkways are retractable and robust.**

They **are mounted only on fixed sheeted barriers with folding rail**. The walkway is composed of a robust metal frame with galvanized metal slats allowing soil to pass through.

The walkway **gives safe access above the animals**. It is supported by the barrier.

A fixed or adjustable walkway extension must be provided between two walkways to avoid gaps between the two walkways.

**T CO3147** Folding walkway for sheeted barrier L. 2 m V2

43 kg

**U CO3148** Folding walkway for sheeted barrier L. 3 m V2

66 kg

**V CO3129** Extra walkway extension for fixed race

5 kg

**CO3149** Extra walkway extension for adjustable race

16.5 kg

## ■ FIXED SHEETED CONTENTION BARRIER

The fixed sheeted contention barrier is constructed with 50 mm square section and is sheeted to a height of 1.25 m.

It can be mounted between posts Ø 102 mm with 4 eyebolts or opening with 2 AUTOLOCK bolts.


The 1.70 m and 2.78 m versions are delivered with 4 eyebolts and 2 AUTOLOCK bolts.

The 2.78 m integrated man passage version is only mounted non-opening between 2 posts of Ø 102 mm.


This barrier is used only to make restraint races.

<b>G</b> CO3045	Fixed sheeted contention barrier L. 1.70 m	62 kg
<b>H</b> CO3025	Fixed sheeted contention barrier L. 2.78 m	98.7 kg
<b>I</b> CO3027	Fixed sheeted contention barrier L. 2.78 m man passage	113.9 kg

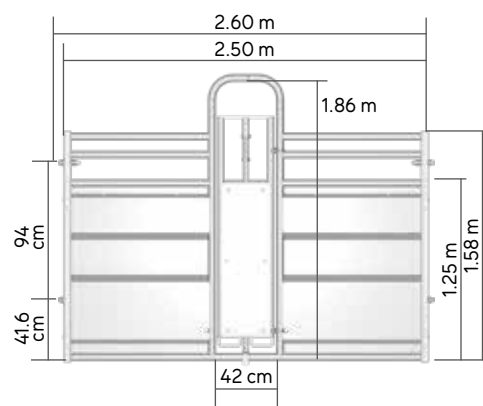
CO3025



CO3045



CO3027

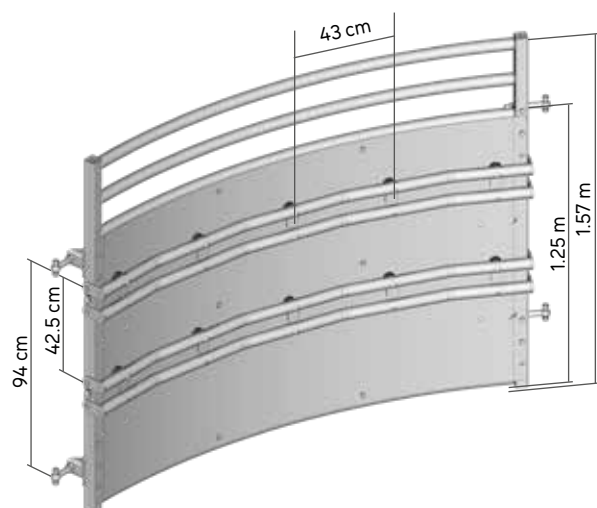


## ■ CURVED CONTENTION BARRIER

The sheeted 1/2 Corral curved barrier is delivered with 4 offset hinges reducing the play between the square section and the OCTAGONAL post. It can only be opened outwards from the 1/2 Corral.

It has 2 safety latch systems (invertable according to mounting) enabling the 1/2 Corral pivoting barrier to be locked.

<b>A</b> CO3020	PREMIUM curved Corral barrier	114 kg
-----------------	-------------------------------	--------



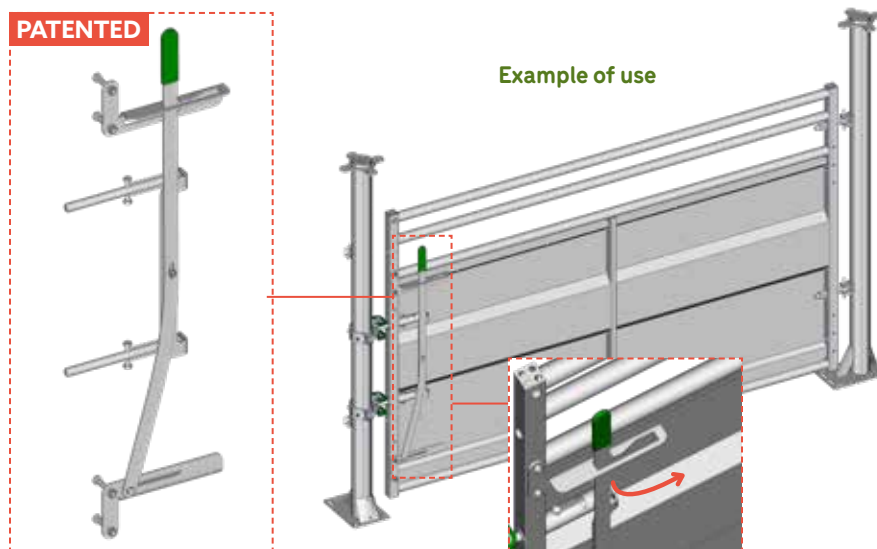
## ■ DOUBLE AUTOLOCK CONTENTION LEVER OPTION

The double AUTOLOCK lever opens the AUTOLOCK bolts in a single movement while maintaining the use of the slam latch with the SURLOCK® bracket.

The 1/2 Corral PREMIUM is delivered as standard with a curved opening portion equipped with a double AUTOLOCK lever. A double lever can be purchased to make a barrier of the PREMIUM fixed sheeted contention range an opening barrier. The double AUTOLOCK lever for PREMIUM contention is delivered complete with AUTOLOCK handle, springs and bolts. It can only be mounted on barriers L. 1.70 m **CO3045**, L. 2.78 m **CO3025** and curved **CO3020**.

**CO9955** The double AUTOLOCK lever for PREMIUM contention - **PATENTED**

6.31 kg



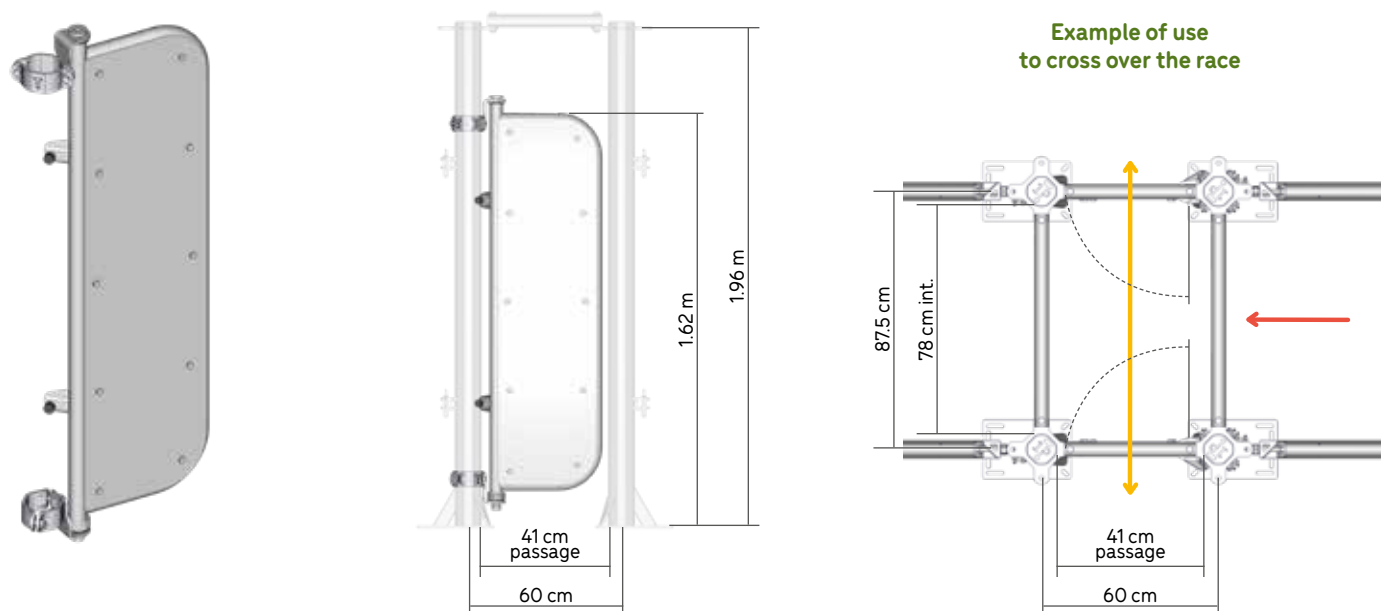
## ■ CONTENTION MAN PASSAGE GATE L. 60 CM

The man passage gate used in the PREMIUM contention range is fixed by bracket on the OCTAGONAL post.

It is sheeted over its entire height and is held closed by a drawback spring. It is fitted between 2 OCTAGONAL posts 60 cm apart and offers a 41 cm passage. It opens inwards to the race and has 2 rubber stops to prevent animals from coming out. It must be fitted in the flow race so that the pressure of the animals pushes the gate to the stop but does not allow it to open.

**J CO3047** Contention man passage gate L. 60 cm

30.9 kg

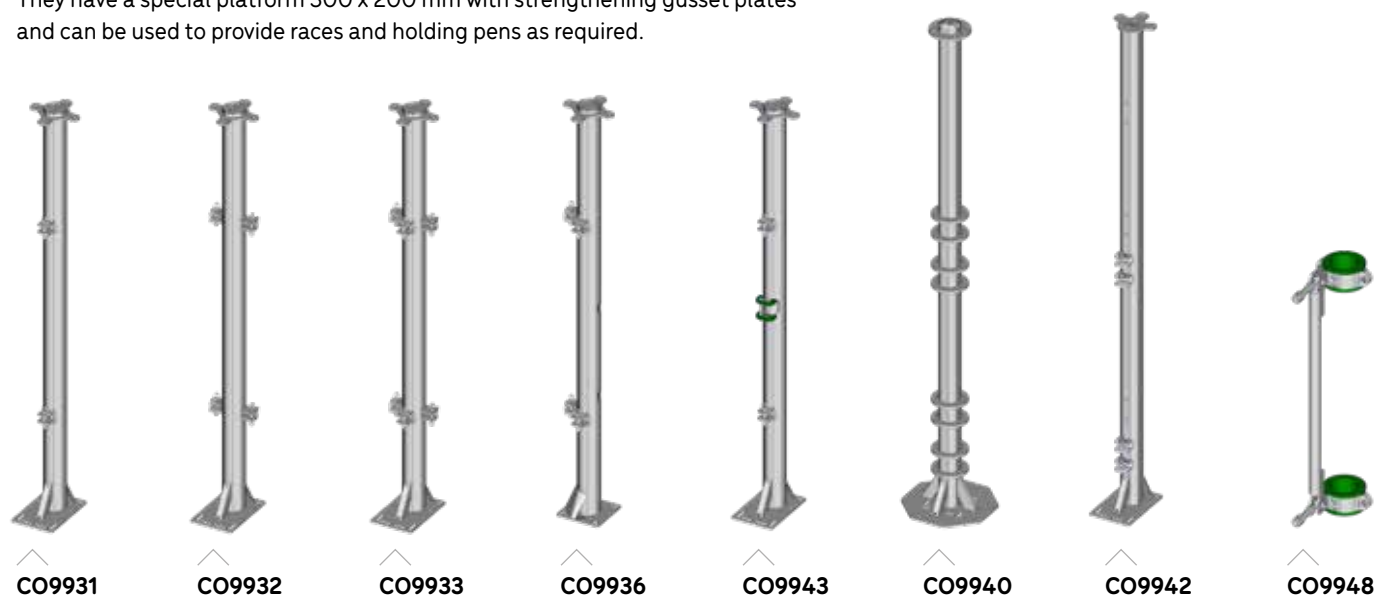




## ■ POST ON CONTENTION PLATFORM

The **OCTAGONAL** posts on the contention platform are of lengths 2 m and 2.42 m.

They have a special platform 300 x 200 mm with strengthening gusset plates and can be used to provide races and holding pens as required.



<b>1P</b>	<b>CO9931</b>	Contention post 1D OCTAGONAL L. 2 m on foot plate	26 kg
<b>2P</b>	<b>CO9932</b>	Contention post 2D OCTAGONAL L. 2 m on foot plate	27 kg
<b>3P</b>	<b>CO9933</b>	Contention post 3D OCTAGONAL L. 2 m on foot plate	28 kg
<b>2LA</b>	<b>CO9936</b>	Contention post 2DL OCTAGONAL + 2 AUTOLOCK L. 2 m on foot plate	25.4 kg
<b>10P</b>	<b>CO9943</b>	Contention post 1D OCTAGONAL + 1 SURLOCK® L. 2 m on foot plate	26.9 kg
<b>K</b>	<b>CO9940</b>	Contention post OCTAGONAL pivoting on foot plate	45.1 kg
<b>9P</b>	<b>CO9942</b>	Contention post 3D OCTAGONAL L. 2.42 m on foot plate	30.7 kg
<b>L</b>	<b>CO9948</b>	Contention barrier pivoting kit	10.4 kg

### CORROSION

Various solutions are on option to limit zinc loss and corrosion of steel due to prolonged contact with silage, bedding and manure, and we recommend regular maintenance.

Please see our general conditions of use on the Internet site.

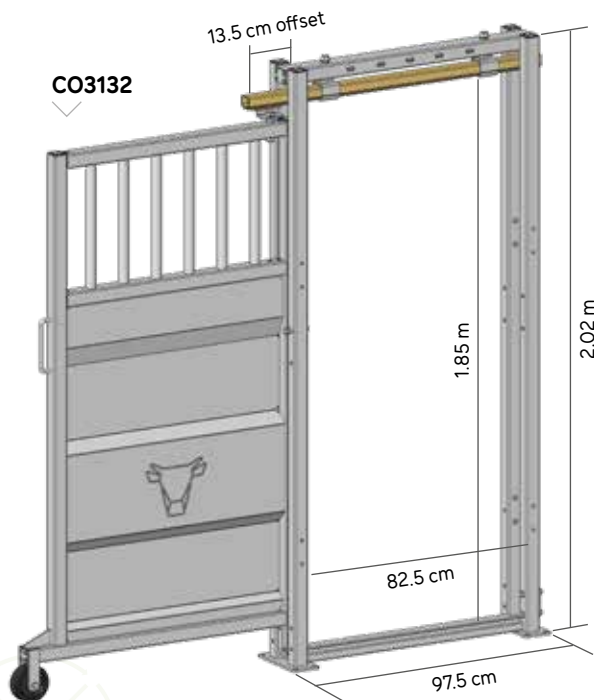
## ■ SLIDING SECTIONAL GATE

The sectional gate quickly stops and closes a restraint handling race particularly at a Corral exit, in the middle or at the end of a restraint handling race.

It can also be placed at certain man passages for operators to move safely.

CO3132 Sectional gate on platform

102.9 kg



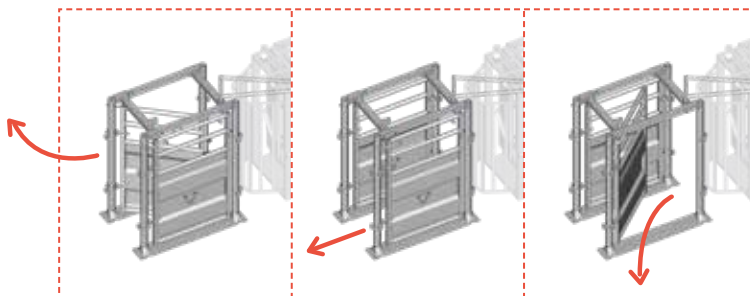
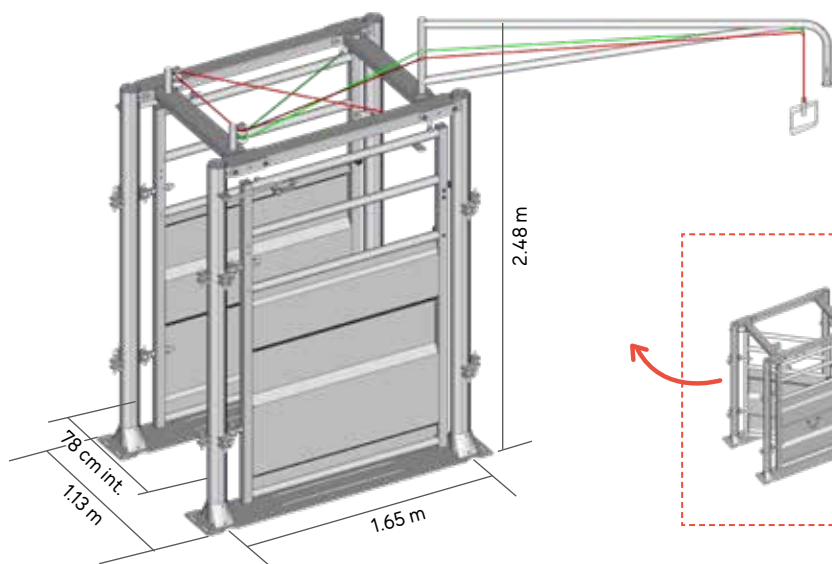
## ■ SORTING GATE

The sorting gate on platform has 2 fixed cord-operated sheeted gates enabling animals to be sent to the left or the right.

The barriers are returned to the closed position by drawback spring. When the barriers are closed, the animals go straight on out. The OCTAGONAL posts have welded clevises for fixing exit barriers.

CO3050 Sorting gate on platform

307 kg





## ■ PREMIUM CATTLE CROWD GATE

The 5.30 m long PREMIUM cattle crowd gate is delivered with its supporting pushing trolley, equipped with automatic locking every 40 cm in both directions. **PATENTED**

Delivered with 6 OCTAGONAL posts with alignment cross, rolling track, a crush barrier, 2 fixed barriers L. 2.78 m and 2 barriers L. 2.78 m with integrated man passage.

**MAKE SURE TO CHOOSE THE RACE YOU NEED, IN CLOCKWISE OR ANTICLOCKWISE VERSION.**

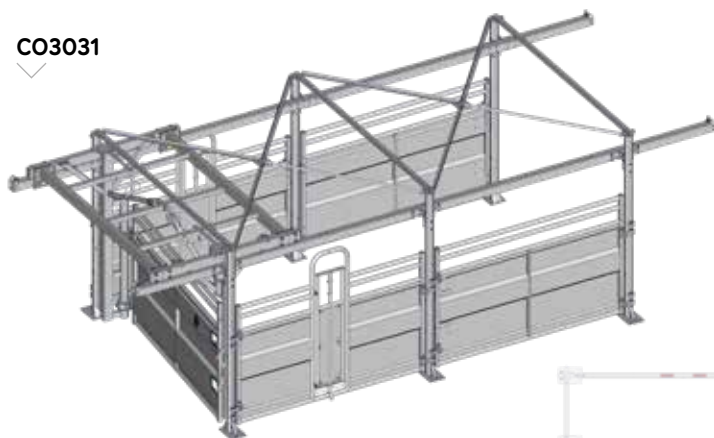
**CO3031** Anticlockwise cattle crowd gate PREMIUM L. 5.30 m - **PATENTED**

1,344 kg

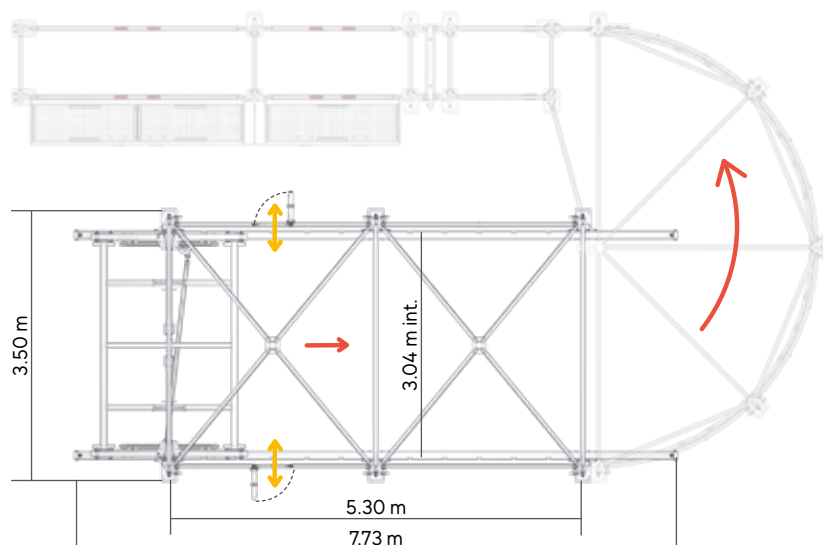
**CO3032** Clockwise cattle crowd gate PREMIUM L. 5.30 m - **PATENTED**

1,344 kg

CO3031



Anticlockwise mounting



## ■ PREMIUM CATTLE CROWD GATE EXTENSION


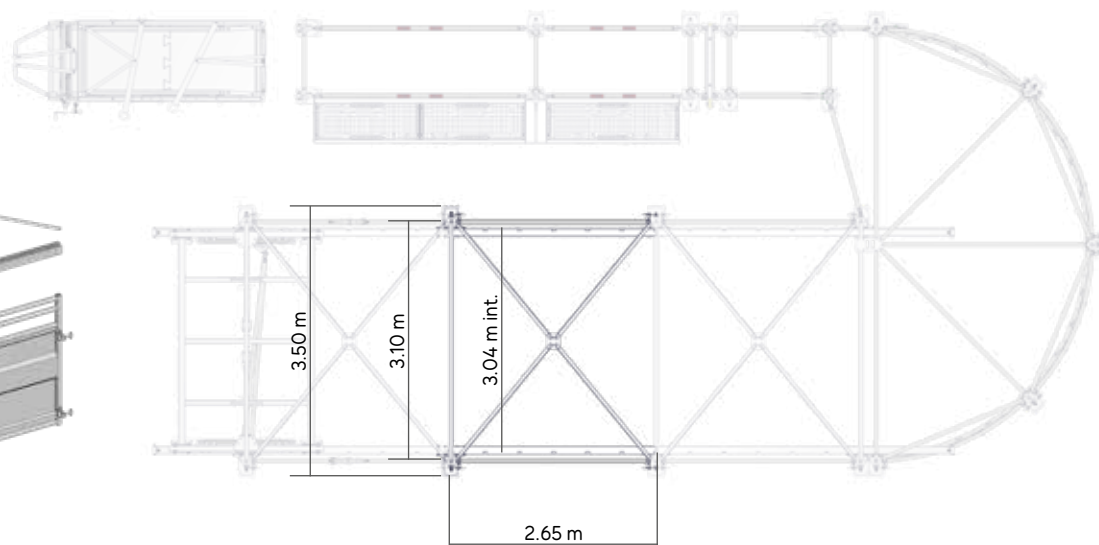
Extension piece for cattle crowd gate to lengthen the race by 2.65 m.

It is delivered with 2 OCTAGONAL posts with alignment cross, rolling track and 2 fixed sheeted barriers L. 2.78 m.

CO3035 Cattle crowd gate extension PREMIUM L. 2.65 m

389 kg

CO3035



## ■ 1/2 CORRAL FOR CATTLE CROWD GATE

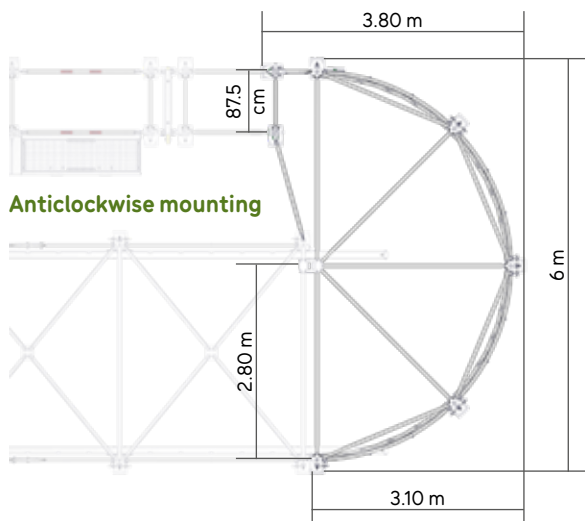
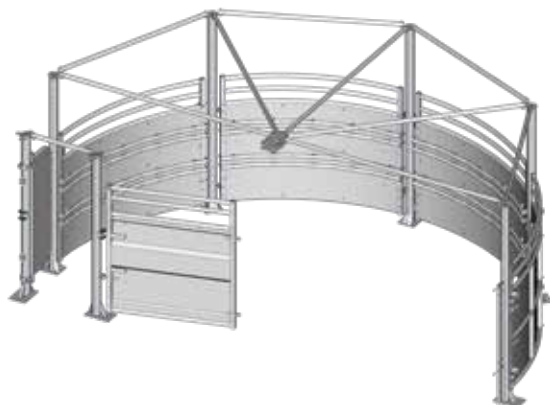
**1/2 PREMIUM Corral** handling special for cattle crowd gate, delivered with 4 curved barriers, a tub exit barrier and a sheeted man passage gate. It has no central post. The pivoting post is delivered on the cattle crowd gate.

It is delivered with a double AUTOLOCK lever **PATENTED** for opening a portion of the 1/2 Corral for access, such as to a loading dock.

It is installed on a 20 m thick concrete slab, concrete of strength C25/30 MPa, post fixed with 4 dowels M12 L. 160 mm.

**CO3015** PREMIUM 1/2 Corral handling for cattle crowd gate

881 kg



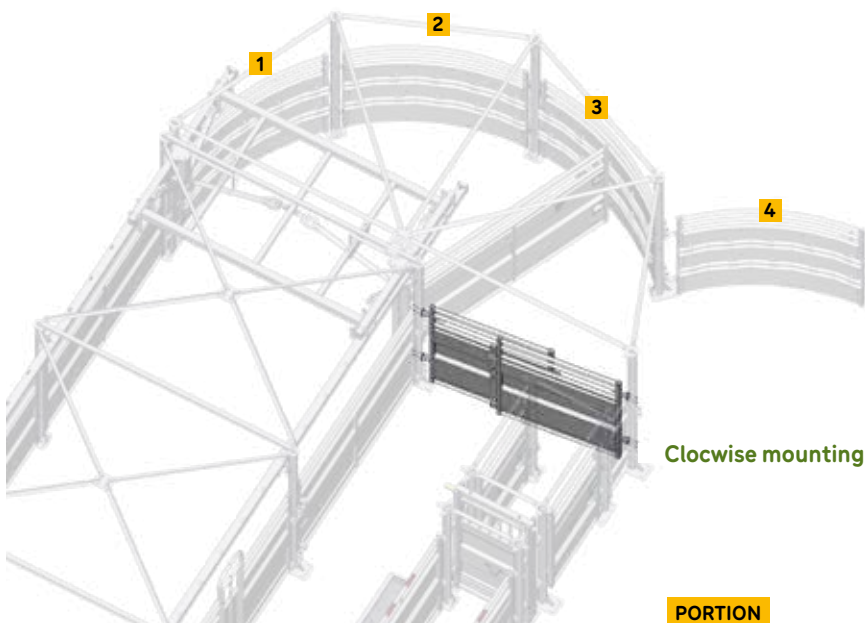
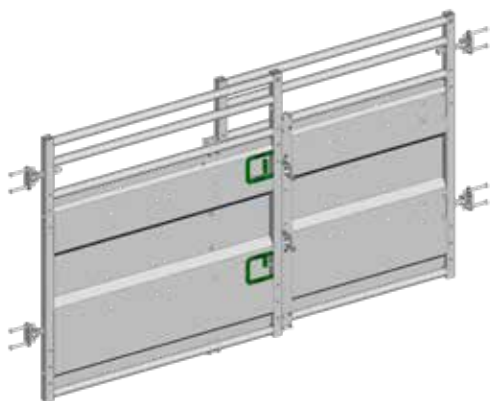
## ■ DOUBLE LOOP FOR CATTLE CROWD GATE

**With the double loop option for cattle crowd gate, a flap type barrier placed at the race exit can be provided.**

When folded out, it forms a stop to guide the animals to the exit created by opening the curved barrier of the 1/2 Corral for portions 3 or 4.

**CO3042** Double loop option for cattle crowd gate

134.9 kg



## MARÉCHALLE PESAGE RANGE



**THE LEADER IN CATTLE CONTENTION AND WEIGHING  
CAN BE OFFERED WITH YOUR JOURDAIN CONTENTION SYSTEM.  
SEE OUR SALES DEPARTMENT OR MARÉCHALLE PESAGE DIRECTLY.**





See our latest  
PREMIUM  
innovation



## THE JOURDAIN RANGE OVER 850 PRODUCTS

All our catalogues and general terms  
and conditions are available for viewing  
and downloading on our website



Your dealer:

FOLLOW US ON:



**WWW.JOURDAIN-GROUP.COM**

ZI de Violaine - 45300 Escrennes - FRANCE  
Tel. +33 (0)2 38 34 00 00



AGENCEZEBRA.COM - 10/2024